



J.P. Morgan



004083 0001 of 0011 NSPCOMN6 Y3 NYTRNNNY 000000650.15.0.15.00003.WL24886.20140702

BENJAMIN P BROWN

625 N FLAGLER DR STE 401

WEST PALM BEACH FL 33401-4025



J.P.Morgan

J.P. Morgan

J.P. Morgan 



JPMCBNA ACF S BERNSTEIN-DEC'D IRA RO ACCT. W32585007
For the Period 6/1/14 to 6/30/14

JPMorgan Chase Bank, N.A.
270 Park Avenue, New York, NY 10017-2014

Asset Account

J.P. Morgan Team		Table of Contents	
			Page
Todd Adestein	Banker	Account Summary	2
Christopher Prindle	Investment Specialist	Holdings	
John Hawkins Jr	Client Service Team	Equity	4
Stephen Porter	Client Service Team	Alternative Assets	6
Brian Lutter	Client Service Team	Cash & Fixed Income	7
		Portfolio Activity	9

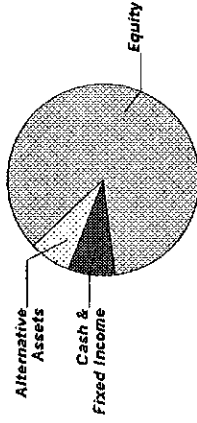
Online access www.jp.morganonline.com

Please see disclosures located at the end of this statement package for important information relating to each J.P. Morgan account(s).

Account Summary

Asset Allocation	Beginning Market Value	Ending Market Value	Change In Value	Estimated Annual Income	Current Allocation
Equity	366,876.23	326,415.08	(40,461.15)	5,812.44	85%
Alternative Assets	23,303.83	26,102.25	2,798.42		7%
Cash & Fixed Income	151,250.95	29,370.70	(121,880.25)	503.61	8%
Market Value	\$541,431.01	\$381,888.03	(\$159,542.98)	\$6,316.05	100%
Accruals	0.31	0.22	(0.09)		
Market Value with Accruals	\$541,431.32	\$381,888.25	(\$159,543.07)		

Asset Allocation



Portfolio Activity	Beginning Market Value	Current Period Value	Year-to-Date Value
Beginning Market Value	541,431.01	517,816.39	
Contributions	9,754.88	9,754.88	
Withdrawals & Fees	(14,754.88)	(14,754.88)	
Securities Transferred In	364,510.64	364,510.64	
Securities Transferred Out	(534,873.60)	(534,873.60)	
Net Contributions/Withdrawals	(\$175,362.96)	(\$175,362.96)	
Income & Distributions	997.16	4,269.67	
Change In Investment Value	14,822.82	35,164.93	
Ending Market Value	\$381,888.03	\$381,888.03	
Accruals	0.22	0.22	
Market Value with Accruals	\$381,888.25	\$381,888.25	



JPMCBA ACF S BERNSTEIN-DEC'D IRA RO ACCT. W32585007
 For the Period 6/1/14 to 6/30/14



18340738880230408303
 18540730450010408303

Account Summary CONTINUED

Tax Summary	Current Period Value	Year-to-Date Value
Domestic Dividends/Distributions	996.85	4,268.97
Interest Income	0.31	0.70
Taxable Income	\$997.16	\$4,269.67

Cost Summary	Cost
Equity	154,402.58
Cash & Fixed Income	26,982.94
Total	\$181,385.52

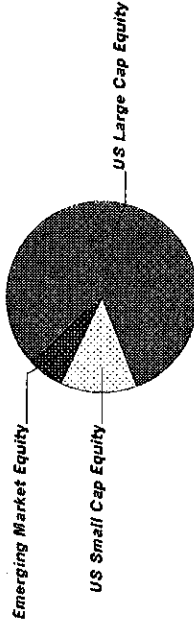
Unrealized Gain/Loss	To-Date Value
	\$185,927.57



JPMCBNA ACF S BERNSTEIN-DEC'D IRA RO ACCT. W32585007
For the Period 6/1/14 to 6/30/14

Equity Summary

Asset Categories	Beginning Market Value	Ending Market Value	Change In Value	Current Allocation
US Large Cap Equity	261,966.20	268,406.90	6,440.70	69%
US Small Cap Equity	39,168.50	40,298.43	1,129.93	11%
US All Cap Equity	24,825.69	0.00	(24,825.69)	
Asia ex-Japan Equity	23,585.75	0.00	(23,585.75)	
Emerging Market Equity	17,330.09	17,709.75	379.66	5%
Total Value	\$366,876.23	\$326,415.08	(\$40,461.15)	85%



Market Value/Cost	Current Period Value
Market Value	326,415.08
Tax Cost	154,402.58
Unrealized Gain/Loss	172,012.50
Estimated Annual Income	5,812.44
Yield	1.78%

Equity as a percentage of your portfolio - 85%

Equity Detail

	Price	Quantity	Value	Adjusted Tax Cost Original Cost	Unrealized Gain/Loss	Est. Annual Inc. Accrued Div.	Yield
US Large Cap Equity							
ISHARES RUSSELL 1000 VALUE INDEX FUND	101.27	585.000	59,242.95	27,138.89	32,104.06	1,123.20	1.90%
464287-59-8 IWD							



JPMCBNA ACF S BERNSTEIN-DECD IRA RO ACCT. W32585007
For the Period 6/1/14 to 6/30/14

	Price	Quantity	Value	Adjusted Tax Cost Original Cost	Unrealized Gain/Loss	Est. Annual Inc. Accrued Div.	Yield
US Large Cap Equity							
ISHARES CORE U.S. GROWTH ETF 464287-61-4 IWF	90.93	806.000	73,289.58	32,403.66	40,885.92	938.99	1.28%
ISHARES DJ SELECT DIVIDEND INDEX FUND 464287-16-8 DVY	76.98	913.000	70,282.74	32,299.02	37,983.72	2,086.20	2.97%
MORGAN STANLEY TECHNOLOGY ETF 78464A-10-2 MTK	95.54	477.000	45,571.63	17,877.74	27,693.89	458.39	1.01%
SECTOR SPDR TRUST SBI-ENERGY 81369Y-50-6 XLE	100.10	200.000	20,020.00	15,219.74	4,800.26	337.20	1.68%
Total US Large Cap Equity			\$268,406.90	\$124,939.05	\$143,467.85	\$4,943.98	1.84%
US Small Cap Equity							
VANGUARD HEALTH CARE ETF 92204A-50-4 VHT	111.63	361.000	40,298.43	16,876.22	23,422.21	410.09	1.02%
Emerging Market Equity							
I SHARES S&P LATIN AMERICAN 40 INDEX FUND 464287-39-0 ILF	38.25	463.000	17,709.75	12,587.31	5,122.44	458.37	2.59%



JPMCBNA ACF S BERNSTEIN-DEC'D IRA RO ACCT. W32585007
For the Period 6/1/14 to 6/30/14

Alternative Assets Summary

Asset Categories	Beginning Estimated Value	Ending Estimated Value	Change In Value	Current Allocation
Hard Assets	23,303.83	26,102.25	2,798.42	7%

Alternative Assets Detail

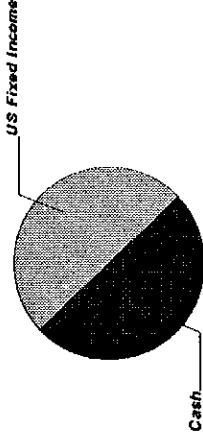
	Price	Quantity	Estimated Value	Cost	Est. Annual Income Accrued Income
Hard Assets					
ISHARES SILVER TRUST 46428Q-10-9 SLV	20.25	1,289.000	26,102.25	14,574.94	



JPMCBNA ACF S BERNSTEIN-DEC'D IRA RO ACCT. W32585007
For the Period 6/1/14 to 6/30/14

Cash & Fixed Income Summary

Asset Categories	Beginning Market Value	Ending Market Value	Change In Value	Current Allocation
Cash	19,714.74	15,298.02	(4,416.72)	4%
US Fixed Income	131,536.21	14,072.68	(117,463.53)	4%
Total Value	\$151,250.95	\$29,370.70	(\$121,880.25)	8%



Market Value/Cost	Current Period Value
Market Value	29,370.70
Tax Cost	26,982.94
Unrealized Gain/Loss	2,387.76
Estimated Annual Income	503.61
Accrued Interest	0.22
Yield	1.71%

SUMMARY BY MATURITY

Cash & Fixed Income	Market Value	% of Bond Portfolio
0-6 months ¹	29,370.70	100%

¹ The years indicate the number of years until the bond is scheduled to mature based on the statement end date. Some bonds may be called, or paid in full, before their stated maturity.

SUMMARY BY TYPE

Cash & Fixed Income	Market Value	% of Bond Portfolio
Cash	15,298.02	53%
Mutual Funds	14,072.68	47%
Total Value	\$29,370.70	100%

Cash & Fixed Income as a percentage of your portfolio - 8 %



JPMCBNA ACF S BERNSTEIN-DEC'D IRA RO ACCT. W32585007
 For the Period 6/1/14 to 6/30/14

Note: ¹ This is the Annual Percentage Yield (APY) which is the rate earned on deposit for a full year with compounding, there is no change in the interest rate and all interest is left in the account.

Cash & Fixed Income Detail

	Price	Quantity	Value	Adjusted Tax Cost Original Cost	Unrealized Gain/Loss	Est. Annual Income Accrued Interest	Yield
Cash							
US DOLLAR	1.00	15,298.02	15,298.02	15,298.02		1.52 0.22	0.01 % ¹
US Fixed Income							
ISHARES IBOXX \$ INVESTMENT GRADE CORPORATE BOND FUND 464287-24-2	119.26	118.00	14,072.68	11,684.92	2,387.76	502.09	3.57 %



JPMCBNA ACF S BERNSTEIN-DEC'D IRA RO ACCT. W32585007
For the Period 6/1/14 to 6/30/14

Portfolio Activity Summary

Transactions	Current Period Value	Year-To-Date Value*
Beginning Cash Balance	19,714.74	--
INFLOWS		
Income	997.16	4,269.67
Contributions	9,754.88	9,754.88
Total Inflows	\$10,752.04	\$14,024.55
OUTFLOWS **		
Withdrawals	(14,754.88)	(14,754.88)
Total Outflows	(\$14,754.88)	(\$14,754.88)
TRADE ACTIVITY		
Settled Securities Purchased	(413.88)	(2,206.97)
Total Trade Activity	(\$413.88)	(\$2,206.97)
Ending Cash Balance	\$15,298.02	--

Securities Transferred In/Out	Current Period Value	Year-To-Date Value*
Securities Transferred In	364,510.64	364,510.64
Securities Transferred Out	(534,873.60)	(534,873.60)



* Year to date information is calculated on a calendar year basis.
** Your account's standing instructions use a HIGH COST method for relieving assets from your position



JPMCBNA ACF S BERNSTEIN-DEC'D IRA RO ACCT. W32585007
For the Period 6/1/14 to 6/30/14

Portfolio Activity Detail

INFLOWS & OUTFLOWS

Settle Date	Type	Selection Method	Description	Quantity Cost	Per Unit Amount	Amount
6/2	Interest Income		DEPOSIT SWEEP INTEREST FOR 05/01/14 - 05/31/14 @ .01% RATE ON AVG COLLECTED BALANCE OF \$19,706.88 AS OF 06/01/14		0.31	
6/6	Div Domestic		ISHARES IBOX \$ INVESTMENT GRADE CORPORATE BOND FUND @ 0.337552 PER SHARE (ID: 464287-24-2)	118.000	0.338	39.83
6/23	IRA Cash Transfer		ASSET TRANSFER TO A/C M55828004			(14,754.88)
6/23	Div Domestic		GATEWAY FUND-A @ 0.099 PER SHARE AS OF 06/20/14 (ID: 367829-20-7)	847.831	0.099	83.74
6/25	IRA Cash Transfer		ASSET TRANSFER FROM A/C M55828004			9,754.88
6/25	Div Domestic		LOOMIS SAYLES FDS I BOND FD RETAIL @ 0.044 PER SHARE AS OF 06/24/14 (ID: 543495-83-2)	7,524.130	0.044	330.14
6/30	Div Domestic		ISHARES DJ SELECT DIVIDEND INDEX FUND @ 0.594895 PER SHARE (ID: 464287-16-8)	913.000	0.595	543.14
Total Inflows & Outflows						(\$4,002.84)

SECURITIES TRANSFERRED IN/OUT



JPMCBNA ACF S BERNSTEIN-DEC'D IRA RO ACCT. W32585007
For the Period 6/1/14 to 6/30/14

Notes: * Transaction Market Value is representative of the prior trading day's market value. This is for informational purposes only and is not to be used for any financial or tax purposes. The Transaction Market Value shown is in USD.

Settle Date	Type	Selection Method	Description	Quantity Cost	Transaction Market Value *
Securities Transferred In					
6/25	IRA NonCashTransfr		ISHARES SILVER TRUST ASSET TRANSFER FROM A/C M55828004 (ID: 46428Q-10-9)	1,289,000 14,574.94	25,883.12
6/25	IRA NonCashTransfr		ISHARES DJ SELECT DIVIDEND INDEX FUND ASSET TRANSFER FROM A/C M55828004 (ID: 464287-16-8)	913,000 32,299.02	69,853.63
6/25	IRA NonCashTransfr		ISHARES IBOXX \$ INVESTMENT GRADE CORPORATE BOND FUND ASSET TRANSFER FROM A/C M55828004 (ID: 464287-24-2)	118,000 11,684.92	14,047.90
6/25	IRA NonCashTransfr		ISHARES S&P LATIN AMERICAN 40 INDEX FUND ASSET TRANSFER FROM A/C M55828004 (ID: 464287-39-0)	463,000 12,587.31	17,876.43
6/25	IRA NonCashTransfr		ISHARES RUSSELL 1000 VALUE INDEX FUND ASSET TRANSFER FROM A/C M55828004 (ID: 464287-59-8)	585,000 27,138.89	59,049.90
6/25	IRA NonCashTransfr		ISHARES CORE U.S. GROWTH ETF ASSET TRANSFER FROM A/C M55828004 (ID: 464287-61-4)	806,000 32,403.66	72,604.48
6/25	IRA NonCashTransfr		MORGAN STANLEY TECHNOLOGY ETF ASSET TRANSFER FROM A/C M55828004 (ID: 78484A-10-2)	477,000 17,877.74	45,310.23
6/25	IRA NonCashTransfr		SECTOR SPDR TRUST S/B(ENERGY ASSET TRANSFER FROM A/C M55828004 (ID: 81369Y-50-6)	200,000 15,219.74	19,832.00
6/25	IRA NonCashTransfr		VANGUARD HEALTH CARE ETF ASSET TRANSFER FROM A/C M55828004 (ID: 92204A-50-4)	361,000 16,876.22	40,052.95
Total Securities Transferred In					\$364,510.64
Securities Transferred Out					
6/23	IRA NonCashTransfr		ISHARES SILVER TRUST ASSET TRANSFER TO A/C M55828004 (ID: 46428Q-10-9)	(1,289,000) 14,574.94	(25,818.67)





JPMCBNA ACF S BERNSTEIN-DECD IRA RO ACCT. W32585007
For the Period 6/1/14 to 6/30/14

Notes: * Transaction Market Value is representative of the prior trading day's market value. This is for informational purposes only and is not to be used for any financial or tax purposes. The Transaction Market Value shown is in USD.

Settle Date	Type	Selection Method	Description	Quantity	Transaction Market Value *
				Cost	
Securities Transferred Out					
6/23	IRA NonCashTransfr		ISHARES DJ SELECT DIVIDEND INDEX FUND ASSET TRANSFER TO A/C M55828004 (ID: 464287-16-8)	(913.000) 32,299.02	(70,702.72)
6/23	IRA NonCashTransfr		ISHARES IBOX \$ INVESTMENT GRADE CORPORATE BOND FUND ASSET TRANSFER TO A/C M55828004 (ID: 464287-24-2)	(118.000) 11,684.92	(13,990.08)
6/23	IRA NonCashTransfr		I SHARES S&P LATIN AMERICAN 40 INDEX FUND ASSET TRANSFER TO A/C M55828004 (ID: 464287-39-0)	(463.000) 12,587.31	(18,121.82)
6/23	IRA NonCashTransfr		ISHARES RUSSELL 1000 VALUE INDEX FUND ASSET TRANSFER TO A/C M55828004 (ID: 464287-59-8)	(585.000) 27,138.89	(59,500.35)
6/23	IRA NonCashTransfr		ISHARES CORE U.S. GROWTH ETF ASSET TRANSFER TO A/C M55828004 (ID: 464287-61-4)	(806.000) 32,403.66	(73,031.66)
6/23	IRA NonCashTransfr		MORGAN STANLEY TECHNOLOGY ETF ASSET TRANSFER TO A/C M55828004 (ID: 78464A-10-2)	(477.000) 17,877.74	(45,286.38)
6/23	IRA NonCashTransfr		SECTOR SPDR TRUST S/B/E-ENERGY ASSET TRANSFER TO A/C M55828004 (ID: 81369Y-50-6)	(200.000) 15,219.74	(20,186.00)
6/23	IRA NonCashTransfr		VANGUARD HEALTH CARE ETF ASSET TRANSFER TO A/C M55828004 (ID: 92204A-50-4)	(361.000) 16,876.22	(40,247.89)
6/26	IRA NonCashTransfr		GATEWAY FUND-A ASSET TRANSFER TO A/C M55828004 AS OF 06/25/14 (ID: 367829-20-7)	(844.986) 19,983.06	(24,884.84)
6/26	IRA NonCashTransfr		LOOMIS SAYLES FDS I BOND FD RETAIL ASSET TRANSFER TO A/C M55828004 AS OF 06/25/14 (ID: 543495-83-2)	(7,503.169) 10,702.98	(118,625.10)
6/26	IRA NonCashTransfr		T ROWE PRICE NEW ASIA ASSET TRANSFER TO A/C M55828004 AS OF 06/25/14 (ID: 77956H-50-0)	(1,401.411) 20,904.48	(24,062.23)



JPMCBNA ACF S BERNSTEIN-DEC'D IRA RO ACCT. W32585007
For the Period 6/1/14 to 6/30/14

Notes: * Transaction Market Value is representative of the prior trading day's market value. This is for informational purposes only and is not to be used for any financial or tax purposes. The Transaction Market Value shown is in USD.

Settle Date	Type	Selection Method	Description	Quantity	Cost	Transaction Market Value *
Securities Transferred Out						
6/30	Free Delivery		GATEWAY FUND-A ASSET TRANSFER TO A/C M55828-0 EST OF SIMON BERNSTEIN INHERITED IRA AS OF 06/26/14 (ID: 367829-20-7)	(2.845)	66.89	(83.84)
6/30	Free Delivery		LOOMIS SAYLES FDS I BOND FD RETAIL ASSET TRANSFER TO A/C M55828-0 EST OF SIMON BERNSTEIN INHERITED IRA AS OF 06/26/14 (ID: 543495-83-2)	(20.961)	0.00	(332.02)
Total Securities Transferred Out				(\$534,873.60)		

TRADE ACTIVITY

Trade Date	Settle Date	Type	Description	Quantity	Per Unit Amount	Market Cost
Settled Securities Purchased						
6/23	6/23	Purchase	GATEWAY FUND-A INCOME DIVIDEND @ 0.099 PER SHAR REINVESTED @ \$29.43 J.P.MORGAN SECURITIES LLC AS AGENT AS OF 06/20/14 (ID: 367829-20-7)	2.845	29.434	(83.74)
6/25	6/25	Purchase	LOOMIS SAYLES FDS I BOND FD RETAIL INCOME DIVIDEND @ 0.044 PER SHAR REINVESTED @ \$15.75 J.P.MORGAN SECURITIES LLC AS AGENT AS OF 06/24/14 (ID: 543495-83-2)	20.961	15.75	(330.14)
Total Settled Securities Purchased				(\$413.88)		

J.P. Morgan

THIS PAGE INTENTIONALLY LEFT BLANK

J.P. Morgan 



For the Period 6/1/14 to 6/30/14

For your convenience we have combined statement(s) for activity you conduct through J.P. Morgan in one package. Below are important disclosures relating to these different accounts. These statements may relate to various account types. Some of the disclosures are applicable to all of your accounts. For ease of reference the disclosures applicable to a particular type of account have been grouped together by descriptive headers.

IMPORTANT GENERAL INFORMATION APPLICABLE TO ALL OF YOUR ACCOUNT(S)

Important Information about Pricing, Valuations, Estimated Annual Income, and Estimated Yield

Market value information (including without limitation, prices, exchange rates, accrued income and bond ratings) furnished herein, some of which has been provided by pricing sources that J.P. Morgan believes to be reliable, is not guaranteed for accuracy but provided for informational purposes and is furnished for the exclusive use of the client.

The current price is the value of the financial asset share, unit or contract as priced at the close of the market on the last day of the statement period or the last available price. All values provided for structured yield deposits (for example, JPMorgan London Time Deposits) reflect the original deposit amount only. The value for Real Estate, Mineral Interests and Miscellaneous Assets may not reflect the most current value of the asset.

Important information regarding Auction Rate Securities (ARS). ARS are debt or preferred securities with an interest or dividend rate reset periodically in an auction. Although there may be daily, weekly and monthly resets, there is no guarantee that there will be liquidity. If there are not enough bids at an auction to redeem the securities available for sale, the result may be a failed auction. In the event of a failed auction, there is no assurance that a secondary market will develop or that the security will trade at par or any other price reflected on statements and online. Accordingly, investors should not rely on pricing information appearing in their statements or online with respect to ARS. When J.P. Morgan is unable to obtain a price from an internal or outside source for a particular ARS, the price column on your statement will indicate "unpriced".

Valuations of over-the-counter derivative transactions, including certain derivatives-related deposit products, have been prepared on a mid-market basis. These valuations are sourced from the various issuers of the securities or they are sourced from a third party valuation provider. J.P. Morgan expressly disclaims any responsibility for (1) the accuracy of the models or estimates used in deriving the valuations, (2) any errors or omissions in computing or disseminating the valuations, and (3) any uses to which the valuations are put. Valuations are provided for information purposes only and are intended solely for your own use. Please refer to the trade confirmation for details of each transaction.

Certain assets, including but not limited to, pooled and private investments, non-publicly traded and infrequently traded securities, derivatives, partnership interests and tangible assets are generally illiquid, the value of such asset may have been provided to us by third parties who may or may not be independent of the issuer or manager. Such information is reflected as of the last date provided to us, and is not independently verified.

In cases where we are unable to obtain a current market value from an internal or outside source for a particular security, the price column on your statement will indicate "unpriced". Although such securities may have value, please note that the value of a security indicated as "unpriced" will not be included in your overall current market value as reflected on the statement.

J.P. Morgan makes no representation, warranty or guarantee, express or implied, that any quoted value represents the actual terms at which securities could be bought or sold or new transactions could be entered into, or the actual terms on which existing transactions or securities could be liquidated. Such values may only be indicative.

When we are unable to obtain a current value from an internal or outside source for a particular security, the price column on your statement will indicate "unpriced".

If a partial call is made with respect to an issue of securities included in your Accounts we will allocate the call by a method we deem fair and equitable.

To the extent applicable, please note the following regarding estimated annual income (EAI) and estimated yield (EY): EAI and EY for certain types of securities could include a return of principal or capital gains in which case the EAI and EY would be overstated. EAI and EY are estimates and the actual income and yield might be lower or higher than the estimated amounts. EY reflects only the income generated by an investment. It does not reflect changes in its price, which may fluctuate.

Offshore Deposits - London and Nassau

J.P. Morgan

Disclosures Page 1 of 5



For the Period 6/1/14 to 6/30/14

Deposits in Foreign Branches are not insured by the FDIC or any other Agency of the Federal Government; amounts in such foreign accounts do not have the benefit of any domestic preference applicable to U.S. Banks; certain Foreign accounts are considered reportable to the Internal Revenue Service on a Report of Foreign Bank and Financial Accounts (TD F 90-22.1).

Bank products and services are offered through JPMorgan Chase Bank, N.A. ("JPMCB") and its banking affiliates. Securities are offered by J.P. Morgan Securities LLC ("JPMS") and, to the extent noted below, cleared through J.P. Morgan Clearing Corp. ("JPMCC").

Neither JPMS, nor JPMCC is a bank and are each separate legal entities from its bank or thrift affiliates.

Investment Products: Not FDIC Insured -No Bank Guarantee -May Lose Value

Fund manager disclosure information available upon request

If you have an investment account that is managed by an SEC-Registered Investment Advisor, J.P. Morgan will provide a copy of the advisor's Form ADV II or brochure upon written request.

These statements are not official documents for income tax reporting purposes and should not be relied upon for such purposes, including determination of income, cost basis, amortization or accretion, or gain/loss. Such information, which may be inaccurate, incomplete or subject to updating, should be confirmed with your records and your tax advisor.

Please take the steps indicated below if you think statement(s) are incorrect or contact your J.P. Morgan team if you require additional information about a transaction on your statement(s).

IMPORTANT ADDITIONAL INFORMATION APPLICABLE ONLY TO YOUR ASSET ACCOUNT(S) (LINKED TO JPMS)

Your Asset Account consists of a bank account that custodies assets linked to a brokerage account through which securities transactions are executed. As a result, the Asset Account statement(s) reflect brokerage transactions executed through JPMS but (except for exchange listed options) held in custody at JPMCB. Securities purchased or sold through JPMS in U.S. markets (other than mutual funds) are cleared through an affiliate of JPMS, in non-U.S. markets securities are cleared through JPMS. Positions in exchange-listed options are held by JPMCC. For your convenience, however, positions in exchange-listed options are presented in Asset Account statement(s) together with other assets held in such account(s). All pertinent information about your settled and pending purchases and sales effected through your JPMS account during the period covered by these statement(s), is summarized in the "Trade Activity" portion of the statement(s).

In Case of Other Errors or Questions About Your Asset Account Statement(s)

Please review your statement(s) and promptly report any inaccuracy or discrepancy including possible unauthorized trading activity, unrecorded dividend payments, unaccounted cash positions, improper payments or transfers in writing to both the introducing broker, JPMS and the clearing firm, JPMCC at the addresses shown on your statement(s). Any oral communication should be re-confirmed in writing to further protect your rights, including your rights under the Securities Investor Protection Act (SIPA). If you have any questions please contact your J.P. Morgan team.

In your written communication, please provide the following information: (1) your name and account number; (2) the dollar amount of the suspected error; and (3) a description of the error and explanation, if you can, why you believe there is an error. If you need more information, you must describe the item you are unsure about. We must receive your written communication no later than 30 days after the statement on which the error or problem appeared is sent or made available. If you do not so notify us, you agree that the statement activity and account balance(s) are correct.

JPMCC and JPMS are members of the Securities Investor Protection Corp ("SIPC"), a not-for-profit membership corporation funded by broker-dealers registered with the Securities and Exchange Commission. Securities and cash held for a customer at JPMCC are protected by SIPC up to \$500,000 per customer, which includes up to \$250,000 of protection for cash. SIPC does not protect against losses from fluctuations in the value of the securities. Assets held in custody by JPMCC are not subject to SIPC. You may obtain information about SIPC, including the SIPC Brochure, on their website, at www.sipc.org or by contacting them at (202) 371-8300.

In Case of Errors or Questions About Your Electronic Transfers.



For the Period 6/1/14 to 6/30/14

Contact your J.P. Morgan Team at one of the telephone numbers on the front of your statements or write us at J.P. Morgan, 500 Stanton Christiana Road, 1/OPS3, Newark, DE 19713-2107 as soon as you can, if you think your statement is wrong or if you need more information about a transfer on the statement. We must hear from you no later than 60 days after we sent you the FIRST statement on which the error or problem appeared. (1) Tell us your name and account number. (2) Describe the error or the transfer you are unsure about, and explain as clearly as you can why you believe it is an error or why you need more information. (3) Tell us the dollar amount of the suspected error. We will investigate your complaint and will correct any error promptly. If we take more than 10 business days (or 20 business days for new accounts) to do this, we will credit your account for the amount you think is in error, so that you will have the use of the money during the time it takes us to complete our investigation.

In Case of Errors or Questions About Non-Electronic Transfers (Checks or Deposits)

Contact JPMorgan Chase Bank, N.A. ("JPMCB") Member FDIC immediately if a statement is incorrect or if you need more information about any non-electronic transactions (checks or deposits) on this statement. If any such error appears, you must notify the bank in writing as soon as possible after your statement was made available to you. For more complete details, see the applicable account agreements and appendices that govern your account.

Deposit products and services are offered by JPMCB Member FDIC.

You must promptly advise your J.P.Morgan representative of material changes in your investment objectives or financial situation or if you wish to modify the management of your account. Unless you inform otherwise, your J.P.Morgan representative will consider the information currently in its files to be complete and accurate.

With reference to JPMS and JPMCC: A financial statement of this organization is available to you for personal inspection at its offices, or a copy will be mailed to you upon written request.

You should have received (or have made available to you) separate confirmations for each securities transaction. All transactions are subject to the terms and conditions stated on the reverse side of such confirmations and are subject to the constitution, by-laws, customs and interpretations of the marketplace where executed and governed by and construed in accordance with the laws of the State of New York and all applicable federal laws and regulations. Further information with respect to commissions and other charges related to the execution of transactions, including options transactions, has been included in confirmations that were previously furnished or have made available to you. Upon written request, JPM/S will promptly supply you with the latest information.

PRODUCT RELATED DISCLOSURE: IMPORTANT INFORMATION ABOUT ALTERNATIVE INVESTMENTS: FOOTNOTES 1 - 4

Private Equity, Hedge Funds, Exchange Funds, Real Estate and Other Alternative Assets

1. Direct private equity investments and pooled private investments (e.g., interests in limited partnerships and limited liability companies) are generally illiquid securities. Values are estimates only and are not warranted for accuracy or completeness. Values do not represent the actual terms at which transactions or securities could be bought or sold or new transactions could be entered into or the actual terms on which existing transactions could be liquidated as of the date of this statement.

Direct private equity investments are generally valued at cost, unless there is an active secondary trading market in the securities, in which case, direct private equity investments are valued using market prices as of the close of the last business day for this statement period. Pooled private equity investments are valued according to the General Partner's or Manager's stated methodology. Please refer to the limited partnership agreement, limited liability company agreement or other operative documentation for each investment for the specific valuation methodology used by the General Partner or Manager for that investment or for your Investment Management or Trust account contact your J.P. Morgan team. J.P. Morgan expressly disclaims any responsibility for (1) the accuracy of the information and the methodology used by the General Partner or Manager in deriving valuations, (2) any errors or omissions in compiling or disseminating the valuations, and (3) any use to which the valuations are put. Valuations are provided for information purposes only and are intended solely for your own use.



183407388B0230408310
18540730450010408310



For the Period 6/1/14 to 6/30/14

Hedge funds generally calculate the price (the "Net Asset Value" or "NAV"), 10-15 business days following the last business day of the month. For that reason, hedge fund NAVs shown will generally be the NAV of the month preceding this statement period. In general, the NAV is calculated according to the General Partner's or Manager's stated methodology. Please refer to the limited partnership agreement, limited liability company agreement or other operative documentation for each hedge fund for the specific methodology used by the General Partner or Manager for that hedge fund or for your Investment Management or Trust account contact your J.P. Morgan team. J.P. Morgan expressly disclaims any responsibility for (1) the accuracy of the information and the methodology used by the General Partner or Manager in deriving valuations, (2) any errors or omissions in compiling or disseminating the valuations, and (3) any use to which the valuations are put. Valuations are provided for information purposes only and are intended solely for your own use.

These statements do not provide tax reporting on private investments. Please continue to rely upon the General Partner or Manager of the investment vehicle for this information or for your Investment Management or Trust account contact your J.P. Morgan team.

2. The 'Capital Called Since Inception USD' and 'Cash/Security distributions Since Inception USD' columns are updated monthly to reflect activity (capital calls and distributions), if any.

3. Hedge funds generally allow subscriptions on a monthly or quarterly basis. An interest in a hedge fund or hedge fund of funds is generally as of the first business day of the subscription period. Due to early funding requirements by the applicable fund, your account may be debited for the subscription amount prior to the subscription date. Please refer to the applicable hedge fund's operative documentation for further details or for your Investment Management or Trust account contact your J.P. Morgan team.

Hedge fund redemptions are generally on a monthly, quarterly or annual basis but can sometimes be subject to a multi-year lockup before a redemption is permitted. For redemptions, there is generally a notification period that can be a long interval before the actual redemption date. Redemption proceeds are generally paid 15 calendar days after the final NAV is issued, but can be subject to a holdback of a portion of the proceeds until an annual audit of the Fund has been completed. Please refer to the applicable hedge fund's operative documentation for further details or for your Investment Management or Trust account contact your J.P. Morgan team.

Global Access Portfolios share certain characteristics with hedge funds. In particular, an investor who withdraws from a Global Access Portfolio will not receive the withdrawal proceeds in their entirety until 30-60 days after completion of the Portfolio's audit, which may be 18 months or longer after the redemption date. Interest might not be paid on any proceeds pending distribution. These restrictions apply even if the investor's account at JPMorgan is closed. The Confidential Private Placement Memorandum and applicable Supplements contain other important information about the Global Access Portfolios and are available upon request or for your Investment Management or Trust account contact your J.P. Morgan team.

4. Alternative assets may include publicly available mutual funds that utilize non-traditional investment management strategies, for example, strategies commonly employed by hedge funds. Mutual funds generally calculate the price (the "Net Asset Value" or "NAV") on a daily basis and mutual fund NAVs shown on your statement generally will be the NAV as of the close of the last business day for this statement period. Please refer to the applicable mutual fund prospectus for further details. If the applicable mutual fund is a JPMorgan Fund, please refer to disclosures on this statement concerning JPMorgan Funds for other important information.

PRODUCT RELATED DISCLOSURE: THE JPMORGAN FUNDS OR THIRD PARTIES

Shares of the funds referenced above are not bank deposits and are not guaranteed by any bank, government entity, or the FDIC. Return and share price will fluctuate and redemption value may be more or less than original cost. While the money market funds seek to maintain a stable net asset value of \$1.00 per share, there is no assurance that they will continue to do so. The estimated annual income and dividend yield figures for mutual funds represent the funds' most recent income dividend annualized.

Prospectuses and other fund information for JPMorgan funds may be obtained by calling your J.P. Morgan team or JPMorgan Distribution Services, Inc. at (800) 480-4111. You also may view and order materials online for JPMorgan funds at www.jpmmorganfunds.com.

J.P. Morgan affiliates may receive compensation from the JPMorgan funds for providing investment advisory services to the funds. J.P. Morgan affiliates may also provide administrative, custodial, sales, distribution, shareholder or other services to the JPMorgan Funds or funds established, sponsored, advised, or managed by third parties, and J.P. Morgan affiliates may be compensated for such services as allowed by applicable law. The distributor of the JPMorgan Funds is JPMorgan Distribution Services, Inc., which is an affiliate of JPMCB.



For the Period 6/1/14 to 6/30/14

Assets may be reflected herein even though they may be held by a third party unaffiliated with J.P. Morgan. In such cases, unless J.P. Morgan otherwise agrees, J.P. Morgan has no responsibility for the verification, valuation, safekeeping or management of those assets.

J.P. Morgan

J.P. Morgan 

Who we are

Who is providing this notice?	Those units of JPMorgan Chase Bank, N.A., J.P. Morgan Trust Company of Delaware and J.P. Morgan Securities LLC dedicated to the Private Bank.
-------------------------------	---

What we do

How does the Private Bank protect my personal information?	To protect your personal information from unauthorized access and use, we use security measures that comply with federal law. These measures include computer safeguards and secured files and buildings. We authorize our employees to get your information only when they need it to do their work, and we require companies that work for us to protect your information.
How does the Private Bank collect my personal information?	We collect your personal information, for example, when you: <ul style="list-style-type: none"> ▪ open an account or deposit money ▪ pay your bills or apply for a loan ▪ use your credit or debit card We also collect your personal information from others, such as credit bureaus, affiliates, or other companies.
Why can't I limit all sharing?	Federal law gives you the right to limit only: <ul style="list-style-type: none"> ▪ sharing for affiliates' everyday business purposes—information about your creditworthiness ▪ affiliates from using your information to market to you ▪ sharing for nonaffiliates to market to you State laws and individual companies may give you additional rights to limit sharing. See below for more on your rights under state law.

Definitions

Affiliates	Companies related by common ownership or control. They can be financial and nonfinancial companies. <ul style="list-style-type: none"> ▪ <i>Our affiliates include companies with the Chase or J.P. Morgan name and financial companies such as Chase Bank USA, N.A.</i>
Nonaffiliates	Companies not related by common ownership or control. They can be financial and nonfinancial companies. <ul style="list-style-type: none"> ▪ <i>The Private Bank does not share with nonaffiliates so they can market to you.</i>
Joint marketing	A formal agreement between nonaffiliated financial companies that together market financial products or services to you. <ul style="list-style-type: none"> ▪ <i>The Private Bank does not jointly market.</i>

Other important information

State laws:

NV: We are providing you this notice pursuant to Nevada law. If you prefer not to receive marketing calls from us, you may be placed on our Internal Do Not Call List by calling 1-800-945-9470, or by writing to us at P.O. Box 659752, San Antonio, TX 78265. For more information, contact us at the address above, or email Privacy.Info@JPMChase.com, with "Nevada Annual Notice" in the subject line. You may also contact the Nevada Attorney General's office: Bureau of Consumer Protection, Office of the Nevada Attorney General, 555 E. Washington St., Suite 3900, Las Vegas, NV 89101; telephone number: 702-486-3132; email BCPINFO@ag.state.nv.us.

Respecting and protecting client privacy have always been vital to our relationships with clients.

The attached Privacy Notice, which is now in a format recommended by federal regulators, describes how J.P. Morgan Private Bank keeps client information private and secure and uses it to serve you better. As shown, the J.P. Morgan companies that provide private banking services do not use client information for purposes not related to the Private Bank. Additionally, we keep your information under physical, electronic and procedural controls, and authorize our agents and contractors to get information about you only when they need it to do their work for us.

The Private Bank uses information we have about you in order to make private banking products and services available to you through the Private Bank, including loans, deposits and investments, to meet your private banking needs. Using your information in this way, through the authorization you provided as part of your private banking application, may qualify you for account upgrades, improved client services and new service offerings based on our more complete knowledge of your relationship with the Private Bank.

The Private Bank is a part of J.P. Morgan Asset Management (the marketing name for the asset management businesses of JPMorgan Chase & Co.) and provides private banking services for private bank clients. The Private Bank includes those units of JPMorgan Chase Bank, N.A., J.P. Morgan Trust Company of Delaware and J.P. Morgan Securities LLC dedicated to the Private Bank, as well as alternative investment funds offered through the Private Bank. Client information also is collected and used by our businesses within the JPMorgan Chase & Co. family of companies to comply with regulatory and other legal requirements.

Our Privacy Notice applies to the relationships of clients or former clients with the Private Bank in the United States, as well as to the relationships of clients or former clients with our offices outside the United States that are registered with the Securities and Exchange Commission. (If you reside outside the United States, you may also have privacy protections under the local laws applicable in that jurisdiction.)

Please speak with your J.P. Morgan representative should you have any questions or concerns. Thank you for the trust and confidence you place in us.

Cyber attacks are a constant threat to the security of our industry, our company and our clients around the world. However, there is much that we can do together to protect your assets and information.

Enhancements to our technology infrastructure

J.P. Morgan will invest \$190 million over the next three years to build industry-leading fraud prevention, response and investigation capabilities. These efforts build on the rigorous security processes and systems controls already in place.


Basic precautions you or your authorized representatives can take

You can exercise tighter control of your account information by going paperless and/or using the many online and mobile applications available to you at J.P. Morgan. There are also basic safeguards you can take to help defend against fraud. (See below.)

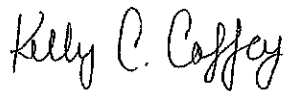
If your personal information is ever misused, please contact your J.P. Morgan team. We will work closely with you to reclaim your identity, protect your accounts and prevent future losses due to fraud.

As always, we thank you for the trust and confidence you place in J.P. Morgan.

Sincerely,



John R. Duffy
CEO of the U.S. Private Bank



Kelly C. Coffey
Deputy CEO of the U.S. Private Bank

Taking these steps now can help reduce your risk of fraud

Carry only what you need

The less personal information you have with you, the better off you will be if your purse or wallet is stolen.

Immediately report lost or stolen credit cards or checks

Call each issuer and ask to have the stolen card accounts closed and new ones opened to replace them.

Don't put personal data on checks

Limit the information printed on checks to just your name and address.

Guard PINs and passwords

Don't write your personal identification numbers (PINs) on your ATM, debit or credit cards—or store PINs with your cards. Avoid creating PINs or passwords that can be easily guessed, such as birth dates or children's names.

Create strong passwords

Use a combination of numbers and upper- and lowercase letters, and avoid obvious passwords. Change your passwords often and don't share them with friends or family.

Safeguard your computer

Install anti-virus software and set it to make updates automatically. Do the same with your computer's operating system. Set your laptop to require a password when it is turned on, especially when you are traveling.

Protect data on mobile devices

Add passwords to all devices.

From the Office of the
CEO of the U.S. Private Bank