

**CLIENT STATEMENT** | For the Period May 1-31, 2018  
**Account Summary**

Active Assets Account      **BRIAN M O CONNELL EXEC**  
 501-033194-242              **EST OF SIMON L BERNSTEIN**

**Morgan Stanley**

**BALANCE SHEET** (\* includes accrued interest)

	Last Period (as of 4/30/18)	This Period (as of 5/31/18)
Mutual Funds	\$603,188.49	\$354,527.31
<b>Total Assets</b>	<b>\$603,188.49</b>	<b>\$354,527.31</b>
Total Liabilities (outstanding balance)	—	—
<b>TOTAL VALUE</b>	<b>\$603,188.49</b>	<b>\$354,527.31</b>

**CASH FLOW**

	This Period (5/1/18-5/31/18)	This Year (1/1/18-5/31/18)
<b>OPENING CASH, BDP, MMFS</b>	—	—
Dividend Reinvestments	(845.82)	(3,919.09)
Sales and Redemptions	249,507.00	249,507.00
Income and Distributions	845.82	3,919.09
<b>Total Investment Related Activity</b>	<b>\$249,507.00</b>	<b>\$249,507.00</b>
Electronic Transfers-Debits	(249,506.91)	(249,506.91)
Other Debits	(0.09)	(0.09)
<b>Total Cash Related Activity</b>	<b>\$(249,507.00)</b>	<b>\$(249,507.00)</b>
Total Card/Check Activity	—	—
<b>CLOSING CASH, BDP, MMFS</b>	<b>—</b>	<b>—</b>

**INCOME AND DISTRIBUTION SUMMARY**

	This Period (5/1/18-5/31/18)	This Year (1/1/18-5/31/18)
Other Dividends	\$845.82	\$3,919.09
<b>Income And Distributions</b>	<b>\$845.82</b>	<b>\$3,919.09</b>
Tax-Exempt Income	—	—
<b>TOTAL INCOME AND DISTRIBUTIONS</b>	<b>\$845.82</b>	<b>\$3,919.09</b>

Taxable and tax exempt income classifications are based on the characteristics of the underlying securities and not the taxable status of the account.

**GAIN/(LOSS) SUMMARY**

	Realized This Period (5/1/18-5/31/18)	Realized This Year (1/1/18-5/31/18)	Unrealized Inception to Date (as of 5/31/18)
<b>TOTAL GAIN/(LOSS)</b>	<b>—</b>	<b>—</b>	<b>—</b>

The Gain/(Loss) Summary, which may change due to basis adjustments, is provided for informational purposes and should not be used for tax preparation. Refer to Gain/(Loss) in the Expanded Disclosures.



Account Detail

Active Assets Account  
501-033194-242

BRIAN M O CONNELL EXEC  
EST OF SIMON L BERNSTEIN

Investment Objectives (in order of priority) †: Capital Appreciation, Income, Aggressive Income, Speculation  
† Inform us if your investment objectives, as defined in the Expanded Disclosures, change.

Brokerage Account

HOLDINGS

This section reflects positions purchased/sold on a trade date basis. "Market Value" and "Unrealized Gain/(Loss)" may not reflect the value that could be obtained in the market. Fixed income securities are sorted by maturity or pre-refunding date, and alphabetically within date. Estimated Annual Income a) is calculated on a pre-tax basis, b) does not include any reduction for applicable non-US withholding taxes, c) may include return of principal or capital gains which could overstate such estimates, and d) for securities that have a defined maturity date within the next 12 months, is reflected only through maturity date. Actual income or yield may be lower or higher than the estimates. Current yield reflects the income generated by an investment, and does not reflect changes in its price. Structured Investments, identified on the Position Description Details line as "Asset Class: Struct Inv," may appear in various statement product categories. When displayed, the accrued interest, annual income and current yield for those with a contingent income feature (e.g., Range Accrual Notes or Contingent Income Notes) are estimates and assume specified accrual conditions are met during the relevant period and payment in full of all contingent interest. For Floating Rate Securities, the accrued interest, annual income and current yield are estimates based on the current floating coupon rate and may not reflect historic rates within the accrual period.

MUTUAL FUNDS

Although share price is displayed only to three decimal places, calculation of Market Value is computed using the full share price in our data base, which may carry out beyond three decimal places.

Security Description	Trade Date	Quantity	Unit Cost	Share Price	Total Cost	Market Value	Unrealized Gain/(Loss)	Est Ann Income	Current Yield %
FEDERATED PRIME CSH OBLGTM WS (PCOXX)		354,527.310	N/A	\$1,000	N/A	\$354,527.31	N/A	\$6,268.00	1.77
<i>Enrolled in MS Dividend Reinvestment, Capital Gains Reinvest, Asset Class: Cash</i>									
			Percentage of Holdings		Total Cost	Market Value	Unrealized Gain/(Loss)	Est Ann Income	Current Yield %
MUTUAL FUNDS		100.00%			—	\$354,527.31	N/A	\$6,268.00	1.77%
TOTAL VALUE		100.00%	Percentage of Holdings		Total Cost	Market Value	Unrealized Gain/(Loss)	Est Ann Income	Current Yield %
		100.00%			—	\$354,527.31	N/A	\$6,268.00	1.77%

Unrealized Gain/(Loss) totals only reflect positions that have both cost basis and market value information available. Cash, MMF, Deposits and positions stating 'Please Provide' or 'Pending Corporate Actions' are not included.

ALLOCATION OF ASSETS

Mutual Funds	Cash	Equities	Fixed Income & Preferred Securities	Alternatives	Structured Investments	Other
	\$354,527.31	—	—	—	—	—
TOTAL ALLOCATION OF ASSETS	\$354,527.31	—	—	—	—	—

CLIENT STATEMENT | For the Period May 1-31, 2018

## Account Detail

Active Assets Account  
501-033194-242

BRIAN M O CONNELL EXEC  
EST OF SIMON L BERNSTEIN

## ACTIVITY

### CASH FLOW ACTIVITY BY DATE

Activity Date	Settlement Date	Activity Type	Description	Comments	Quantity	Price	Credits/(Debits)
5/24	5/24	Sold	FEDERATED PRME CSH OBLG TN WS		249,507.000	\$1.0000	\$249,507.00
5/25		Write Off	WRITE-OFF DEBIT				24.91
5/25		Funds Transferred	WIRED FUNDS SENT	BENE: PETER M FEAMAN PA IOTA T ACCT: XXXXX0064			(249,506.91)
5/25		Service Fee	WIRED FUNDS FEE				(25.00)
5/31		Dividend	FEDERATED PRME CSH OBLG TN WS				845.82
5/31		Dividend Reinvestment	FEDERATED PRME CSH OBLG TN WS	REINVESTMENT	845.820	1.0000	(845.82)
<b>NET CREDITS/(DEBITS)</b>							<b>\$0.00</b>

Purchase and Sale transactions above may have received an average price execution. Details regarding the actual prices are available upon request.

## MESSAGES

Senior Investor Helpline

For any inquiries or comments or potential concerns, senior investors or someone acting on their behalf may contact our Firm by calling (800) 280-4534.





**STATEMENT FOR:**

BRIAN M O CONNELL EXEC  
EST OF SIMON L BERNSTEIN  
O CONNELL & CRISPIN ACKAL, PLLC

*Morgan Stanley Smith Barney LLC, Member SIPC.*

#BWNJGWM



0037196 02 AV 0.375 02 TR 00250 MSGDD066 100000

BRIAN M O CONNELL EXEC  
EST OF SIMON L BERNSTEIN  
O CONNELL & CRISPIN ACKAL, PLLC  
420 ROYAL PALM WAY STE 300  
PALM BEACH FL 33480-4131



**TOTAL VALUE OF YOUR ACCOUNT** (as of 6/30/18)

*Includes Accrued Interest*

**\$355,094.21**

**Your Financial Advisor**

**Edward A Thomasco**  
Executive Director  
Edward.A.Thomasco@morganstanley.com  
561 776-6443

**Your Branch**

3801 PGA BOULEVARD, SUITE 700  
PALM BEACH GARDENS, FL 33410  
Telephone: 561-694-7000 ; Alt. Phone: 800-327-6187 ; Fax: 561-694-7073

**Client Service Center** (24 Hours a Day; 7 Days a Week): 800-869-3326

**Access Your Account Online:** [www.morganstanley.com/online](http://www.morganstanley.com/online)



## Expanded Disclosures

Expanded Disclosures, which apply to all statements Morgan Stanley Smith Barney LLC ([www.us](http://www.us)) sends to you, are provided with your first statement and thereafter twice a year.

### Questions?

Questions regarding your account may be directed to us by using the contact information on the statement cover page, or the Client Service Center at (800) 869-3326.

### Errors and Inquiries

Be sure to review your statement promptly, and immediately address any concerns regarding entries that you do not understand or believe were made in error by contacting the Branch Manager of the office where you maintain your account. Oral communications regarding any inaccuracy or discrepancy in this statement should be re-confirmed in writing to further protect your rights, including rights under the Securities Investor Protection Act (SIPA). Your statement will be deemed correct unless we receive a written inquiry of a suspected error. See your account documentation for special rules regarding your rights and responsibilities with respect to erroneous electronic fund transfers, including a description of the transfers covered. For concerns or complaints, contact our Client Relations Department at (866) 227-2256 or mail to P.O. Box 95002, South Jordan, UT 84095, or contact us at [www.morganstanley.com](http://www.morganstanley.com).

### Senior Investor Helpline

In order to provide Morgan Stanley's senior investor clients a convenient way to communicate with us, we offer a Senior Investor Helpline. Senior investors or those acting on their behalf may call (800) 280-4534, Monday-Friday 9am-7pm Eastern Time.

### Account Valuation

Account values are computed by adding (1) the market value of all priced positions and (2) market values provided by pricing services and/or outside custodians, as applicable for other positions, and by adding any credit or subtracting any debit to your closing Cash, Money Market Funds and/or Deposit balance. Cash, Deposits and Money Market Funds are displayed on a settlement date basis, and other positions are displayed in your account on a trade date basis. The values of fixed income positions in summary displays include accrued interest in the totals. In the "Holdings" section, fixed income market value and accrued interest are also displayed in separate columns. Accrued interest is the interest earned but not yet paid on the bond since its last interest payment. In most cases, it is calculated from the date of the last coupon payment (or "dated date") through the closing date of the statement. Foreign Currency Deposits are reflected in U.S. dollars as of the statement end date. The Annual Percentage Yield (APY) for deposits represents the applicable rate in effect for your deposits at the statement ending date. This APY may be different than

the APY that was in effect during the statement period. For current Bank Deposit or Money Market Fund yields, go to [www.morganstanley.com/wealth-investmentstrategies/atenmonitor.html](http://www.morganstanley.com/wealth-investmentstrategies/atenmonitor.html).

### Additional Retirement Account Information

Tax-qualified account contributions are subject to IRS eligibility rules and regulations. The Contributions information in this statement reflects contributions for a particular account, without reference to any other account. Check with your tax advisor to verify how much you can contribute, if the contribution will be tax deductible, and if other special rules apply (e.g., to conversions/recharacterizations of Traditional to Roth/Roth to Traditional IRAs). Tax reporting is provided for IRA, VIP Basic and 403(b) accounts but not for VIP Plus and RPM accounts. The account value used for your Required Minimum Distribution calculation, if any, is based on the prior December 31st Account Value, including accrued interest. Additionally, for IRAs (1) the "Max. Individual Contributions Allowed (by SSN)" reflects the annual limit on contributions that you can make to Traditional and Roth IRAs under the Internal Revenue Code (this limit applies on a per person basis, not per account; other rules apply to IRAs which are part of employer-sponsored plans); (2) you cannot make an individual contribution to a Traditional IRA for the year in which you reach age 70 1/2 or any later year; and (3) the categorization of any contribution's deductibility is based upon information provided by you. The information included in this statement is not intended to constitute tax, legal or accounting advice. Contact us if any of this information is incorrect.

### Availability of Free Credit Balances and Financial Statements

Under the customer protection rules of the SEC [17 CFR §240.15c3-3], we may use funds comprising free credit balances carried for customer accounts here, provided that these funds are payable to customers on demand (i.e., are free of a lien or right of set-off in our favor or on behalf of some third party to whom you have given control). A financial statement of this organization is available for your personal inspection at its offices, or a copy will be mailed to you upon your written request.

### Gain/(Loss) Information

Gain/(Loss) is provided for informational purposes. It is not a substitute for Internal Revenue Service (IRS) Form 1099 (on which we report cost basis for covered securities) or any other IRS tax form, and should not be used for tax preparation. Unrealized Gain/(Loss) provided on this statement is an estimate. Contact your own independent legal or tax advisor to determine the appropriate use of the Gain/(Loss) information on this statement. For more information, go to [www.morganstanley.com/wealth/disclosures/disclosures.asp](http://www.morganstanley.com/wealth/disclosures/disclosures.asp), or call Client Service Center.

### Tax Reporting

Under Federal Income Tax law, we are required to report gross proceeds of sales (including entering into short sales) on Form 1099-B by February 15 of the year following the calendar year of the transaction for reportable (i.e. non-retirement) accounts. For sales of certain securities acquired on or after January 1, 2011 (or applicable date for the type of security) we are also required to report cost basis and holding period. Under Internal Revenue Service regulations, if you have not provided us with a certification of either U.S. or foreign status on applicable Form W-9 or W-8, your accounts may be subject to either 28% back-up withholding or 30% nonresident alien withholding on payments made to your accounts.

### Investment Objectives

The following is an explanation of the investment objective alternatives applicable to your account(s): Income - for investors seeking regular income with low to moderate risk to principal; Capital Appreciation - for investors seeking capital appreciation with moderate to high risk to principal; Aggressive Income - for investors seeking higher returns either as growth or as income with greater risk to principal; Speculation - for investors seeking high profits or quick returns with considerable possibility of losing most or all of their investment.

### Listed Options

Information with respect to commissions and other charges related to the execution of options transactions has been included in confirmations of such transactions previously furnished to you and such information will be made available to you promptly at your request. Promptly advise us of any material change in your investment objectives or financial situation.

**Important Information if you are a Margin Customer**(not available for certain retirement accounts)

If you have margin privileges, you may borrow money from us in exchange for pledging assets in your accounts as collateral. The amount you may borrow is based on the value of eligible securities in your margin accounts. If a security has eligible shares the number of shares pledged as collateral is indicated below the position. If you have a margin account, as permitted by law, we may use certain securities in your account for, among other things, settling short sales or lending the securities for short sales, for which we may receive compensation.

### Margin Interest Charges

We calculate interest charges on margin loans as follows: (1) multiply the applicable margin interest rate by the daily close of business net settled debit balance, and (2) divide by 360 (days). Margin interest accrues daily throughout the month and is added to your debit balance at month-end. The month-end interest charge is the sum of the daily accrued interest calculations for the month. We add the accrued interest to your debit balance and start a new calculation each time the

## Expanded Disclosures (CONTINUED)

applicable interest rate changes and at the close of every statement month. For interest rate information, log into your Morgan Stanley account at [morganstanley.com/online](http://morganstanley.com/online). Select your account with a Margin agreement and click Interest Rates for more information.

### Information regarding Special Memorandum Account

If you have a Margin Account, this is a combined statement of your Margin Account and Special Memorandum Account maintained for you under Section 220.5 of Regulation T issued by the Board of Governors of the Federal Reserve System. The permanent record of the Special Memorandum Account as required by Regulation T is available for your inspection at your request.

### Money Market Fund (MMF) Pricing

You could lose money in MMFs. Although MMFs classified as government funds (i.e., MMFs that invest 99.5% of total assets in cash and/or securities backed by the U.S. government) and retail funds (i.e., MMFs open to natural person investors only) seek to preserve value at \$1.00 per share, they cannot guarantee they will do so. The price of other MMFs will fluctuate and when you sell shares they may be worth more or less than originally paid. MMFs may impose a fee upon sale or temporarily suspend sales if liquidity falls below required minimums. During suspensions, shares would not be available for purchases, withdrawals, check writing or ATM debits. A MMF investment is not insured or guaranteed by the Federal Deposit Insurance Corporation or other government agency.

### Notice Regarding Global Investment Manager Analysis

Morgan Stanley's Global Investment Manager Analysis team conducts analysis on various mutual funds and exchange-traded funds for clients holding those funds in certain investment advisory programs. If you have invested in any of these funds in another type of account, such as a brokerage account, you will not receive the same materials and status updates on the funds as we provide to investment advisory clients (including instructions on selling fund shares).

### Pricing of Securities

The prices of securities are derived from various sources, and do not necessarily represent the prices at which those securities could have been bought or sold. Although we attempt to use reliable sources of information, we can offer no assurance as to their accuracy, reliability or completeness. Prices are as of the date shown only and are not an offer by us or our affiliates to purchase or sell any instrument or enter into any transaction or a commitment by us or them to make such an offer. Prices of securities not actively traded may not be available, and are indicated by N/A (not available). For additional information on how we price securities, go to

[www.morganstanley.com/wealth/disclosures/disclosures.asp](http://www.morganstanley.com/wealth/disclosures/disclosures.asp).

### Important Information About Auction Rate Securities

For certain Auction Rate Securities there is no or limited liquidity. Therefore, the price(s) for these Auction Rate Securities are indicated by N/A (not available). There can be no assurance that a successful auction will occur or that a secondary market exists or will develop for a particular security.

### Structured Investments Risks and Considerations

Structured Investments (Structured Products) are complex products and are subject to special risks, which may include, but are not limited to: loss of initial investment; issuer credit risk and price volatility resulting from actual or anticipated changes to issuer's and/or guarantor's credit ratings/spreads; limited or no appreciation and limits on participation in any appreciation of underlying asset(s); risks associated with the underlying asset(s); no periodic payments; call prior to maturity; early redemption fees for market linked deposits; lower interest rates and/or tax implications; limited or no secondary market; and conflicts of interest due to affiliation, compensation or other factors which could adversely affect market value or payout to investors. Investors also should consider the concentration risk of owning the related security and their total exposure to any underlying asset. Structured

Investments, which may appear in various product categories and are identified on the Position Description Details line as "Asset Class: Struct Inv," may not perform in a manner consistent with the product category where they appear, and therefore may not satisfy portfolio asset allocation needs for that category. When displayed, the accrued interest, annual income and yield for structured investments with a contingent income feature (e.g., Range Accrual Notes/Contingent Income Notes) are estimates and assume specified accrual conditions are met during the relevant observation period and payment in full of all contingent interest. Actual accrued interest, annual income and yield will be dependent upon the performance of the underlying asset(s) and may be significantly lower than estimates shown. For more information on the risks and conflicts of interest related to Structured Investments, log in to Morgan Stanley Online at

[www.morganstanley.com/structuredproductsrisksandconflicts](http://www.morganstanley.com/structuredproductsrisksandconflicts). For information on risks specific to your Structured Investments, contact us.

### Security Measures

This statement features several embedded security elements to safeguard its authenticity. One is a unique blue security rectangle, printed in heat-sensitive ink on the back of every page. When exposed to warmth, the color will disappear, and then reappear.

### SIPC Protection

We are a member of Securities Investor Protection Corporation (SIPC), which protects securities of its customers up to \$500,000 (including \$250,000 for claims for cash). An explanatory brochure is available

upon request or at [www.sipc.org](http://www.sipc.org). Losses due to market fluctuation are not protected by SIPC and assets not held with us may not be covered by SIPC protection. To obtain information about SIPC, including an explanatory SIPC brochure, contact SIPC at 1-202-371-8300 or visit [www.sipc.org](http://www.sipc.org).

### Certain Assets Not Held at Morgan Stanley Smith Barney LLC

You may purchase certain assets through us that may be held at another financial institution. Assets not held with us may not be covered by SIPC protection. We may include information about certain assets on this statement solely as a service to you and are not responsible for information provided by external sources. Generally, any financial institution that holds securities is responsible for year-end reporting (1099s) and separate periodic statements, which may vary from our information due to different tax reporting periods. In the case of networked mutual funds, we perform all year-end tax reporting. Under certain circumstances, such as IRA accounts, we perform all tax reporting.

### Total Income

Total income, as used in the income summaries, represents dividends and/or interest on securities we receive on your behalf and credit to your account(s) during the calendar year. We report dividend distributions and taxable bond interest credited to your account to the Internal Revenue Service. The totals we report may differ from those indicated as "This Year" figures on the last statement for the calendar year. In the case of Real Estate Investment Trusts (REITs), Master Limited Partnerships, Regulated Investment Companies and Unit Investment Trusts, some sponsors may reclassify the distribution to a different tax type for year-end reporting.

### Transaction Dates and Conditions

Transactions display trade date and settlement date. Transactions are included on this statement on trade date basis (excluding BDP and MMFs). Trades that have not settled as of statement month end will also be displayed in the "Unsettled Purchases/Sales Activity" section. Upon written request, we will give you the date and time of a transaction and the name of the other party to a transaction. We and/or our affiliates may accept benefits that constitute payment for order flow. Details regarding these benefits and the source and amount of any other remuneration received or to be received by us in connection with any transaction will be furnished upon written request.

### Tax and Legal Disclosure

Morgan Stanley does not provide legal or tax advice. Please consult your own tax advisor.

Revised 02/2018



## Account Summary

Active Assets Account    BRIAN M O CONNELL EXEC  
 501-033194-242    EST OF SIMON L BERNSTEIN

### CHANGE IN VALUE OF YOUR ACCOUNTS (includes accrued interest)

	This Period (6/1/18-6/30/18)	This Year (1/1/18-6/30/18)
<b>TOTAL BEGINNING VALUE</b>	<b>\$354,527.31</b>	<b>\$600,115.22</b>
Credits	—	—
Debits	—	(249,507.00)
Security Transfers	—	—
<b>Net Credits/Debits/Transfers</b>	<b>—</b>	<b>\$(249,507.00)</b>
<b>Change in Value</b>	<b>566.90</b>	<b>4,485.99</b>
<b>TOTAL ENDING VALUE</b>	<b>\$355,094.21</b>	<b>\$355,094.21</b>


### ASSET ALLOCATION (includes accrued interest)

	Market Value	Percentage
Cash	\$355,094.21	100.00%
<b>TOTAL VALUE</b>	<b>\$355,094.21</b>	<b>100.00%</b>

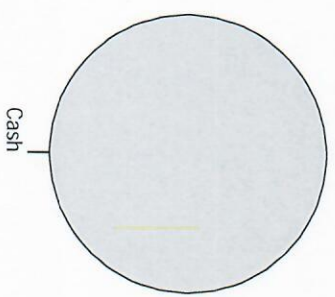
*FDIC rules apply and Bank Deposits are eligible for FDIC insurance but are not covered by SIPC. Cash and securities (including MMFs) are eligible for SIPC coverage. See Expanded Disclosures. Values may include assets externally held, which are provided to you as a courtesy, and may not be covered by SIPC. For additional information, refer to the corresponding section of this statement.*

### MARKET VALUE OVER TIME

The below chart displays the most recent thirteen months of Market Value.



*This chart does not reflect corrections to Market Value made subsequent to the dates depicted. It may exclude transactions in Annuities or positions where we are not the custodian, which could delay the reporting of Market Value.*



*This asset allocation represents holdings on a trade date basis, and projected settled Cash/BDP and MMF balances. These classifications do not constitute a recommendation and may differ from the classification of instruments for regulatory or tax purposes.*



## Account Summary

Active Assets Account      BRIAN M O CONNELL EXEC  
501-033194-242      EST OF SIMON L BERNSTEIN

### BALANCE SHEET ( ^ includes accrued interest)

	Last Period (as of 5/31/18)	This Period (as of 6/30/18)
Mutual Funds	\$354,527.31	\$355,094.21
<b>Total Assets</b>	<b>\$354,527.31</b>	<b>\$355,094.21</b>
Total Liabilities (outstanding balance)	—	—
<b>TOTAL VALUE</b>	<b>\$354,527.31</b>	<b>\$355,094.21</b>

### CASH FLOW

	This Period (6/1/18-6/30/18)	This Year (1/1/18-6/30/18)
<b>OPENING CASH, BDP, MMFs</b>	—	—
Dividend Reinvestments	(566.90)	(4,485.99)
Sales and Redemptions	—	249,507.00
Income and Distributions	566.90	4,485.99
<b>Total Investment Related Activity</b>	—	<b>\$249,507.00</b>
Electronic Transfers-Debits	—	(249,506.91)
Other Debits	—	(0.09)
<b>Total Cash Related Activity</b>	—	<b>\$(249,507.00)</b>
<b>Total Card/Check Activity</b>	—	—
<b>CLOSING CASH, BDP, MMFs</b>	—	—

### INCOME AND DISTRIBUTION SUMMARY

	This Period (6/1/18-6/30/18)	This Year (1/1/18-6/30/18)
Other Dividends	\$566.90	\$4,485.99
<b>Income And Distributions</b>	<b>\$566.90</b>	<b>\$4,485.99</b>
Tax-Exempt Income	—	—
<b>TOTAL INCOME AND DISTRIBUTIONS</b>	<b>\$566.90</b>	<b>\$4,485.99</b>

Taxable and tax exempt income classifications are based on the characteristics of the underlying securities and not the taxable status of the account.

### GAIN/(LOSS) SUMMARY

	Realized This Period (6/1/18-6/30/18)	Realized This Year (1/1/18-6/30/18)	Unrealized Inception to Date (as of 6/30/18)
<b>TOTAL GAIN/(LOSS)</b>	—	—	—

The Gain/(Loss) Summary, which may change due to basis adjustments, is provided for informational purposes and should not be used for tax preparation. Refer to Gain/(Loss) in the Expanded Disclosures.



## Account Detail

Active Assets Account  
501-033194-242  
BRIAN M O CONNELL EXEC  
EST OF SIMON L BERNSTEIN

Investment Objectives (in order of priority): Capital Appreciation, Income, Aggressive Income, Speculation

Brokerage Account

† Inform us if your investment objectives, as defined in the Expanded Disclosures, change.

## HOLDINGS

This section reflects positions purchased/sold on a trade date basis. "Market Value" and "Unrealized Gain/(Loss)" may not reflect the value that could be obtained in the market. Fixed income securities are sorted by maturity or pre-funding date, and alphabetically within date. Estimated Annual Income a) is calculated on a pre-tax basis, b) does not include any reduction for applicable non-US withholding taxes, c) may include return of principal or capital gains which could overstate such estimates, and d) for securities that have a defined maturity date within the next 12 months, is reflected only through maturity date. Actual income or yield may be lower or higher than the estimates. Current yield reflects the income generated by an investment, and does not reflect changes in its price. Structured Investments, identified on the Position Description Details line as "Asset Class: Struct Inv," may appear in various statement product categories. When displayed, the accrued interest, annual income and current yield for those with a contingent income feature (e.g., Range Accrual Notes or Contingent Income Notes) are estimates and assume specified accrual conditions are met during the relevant period and payment in full of all contingent interest. For Floating Rate Securities, the accrued interest, annual income and current yield are estimates based on the current floating coupon rate and may not reflect historic rates within the accrual period.

## MUTUAL FUNDS

Although share price is displayed only to three decimal places, calculation of Market Value is computed using the full share price in our data base, which may carry out beyond three decimal places.

Security Description	Trade Date	Quantity	Unit Cost	Share Price	Total Cost	Market Value	Unrealized Gain/(Loss)	Est Ann Income	Current Yield %
FEDERATED PRIME CSH OBLGTM WS (PCOXX)	—	355,094.210	N/A	\$1.000	N/A	\$355,094.21	N/A	\$6,701.00	1.89
Enrolled in MS Dividend Reinvestment: Capital Gains Reinvest; Asset Class: Cash									
					Total Cost	Market Value	Unrealized Gain/(Loss)	Est Ann Income	Current Yield %
					100.00%	\$355,094.21	N/A	\$6,701.00	1.89%
					Percentage of Holdings	Market Value	Unrealized Gain/(Loss)	Est Ann Income	Current Yield %
					100.00%	\$355,094.21	N/A	\$6,701.00	1.89%
					Percentage of Holdings	Market Value	Unrealized Gain/(Loss)	Est Ann Income	Current Yield %
					100.00%	\$355,094.21	N/A	\$6,701.00	1.89%
					Percentage of Holdings	Market Value	Unrealized Gain/(Loss)	Est Ann Income	Current Yield %
					100.00%	\$355,094.21	N/A	\$6,701.00	1.89%

Unrealized Gain/(Loss) totals only reflect positions that have both cost basis and market value information available. Cash, MMF, Deposits and positions stating 'Please Provide' or 'Pending Corporate Actions' are not included.

## ALLOCATION OF ASSETS

Mutual Funds	Cash	Equities	Fixed Income & Preferred Securities	Alternatives	Structured Investments	Other
	\$355,094.21	—	—	—	—	—
<b>TOTAL ALLOCATION OF ASSETS</b>	<b>\$355,094.21</b>	<b>—</b>	<b>—</b>	<b>—</b>	<b>—</b>	<b>—</b>

STATEMENT FOR:  
BRIAN M O CONNELL EXEC  
EST OF SIMON L BERNSTEIN  
O CONNELL & CRISPIN ACKAL, PLLC

Morgan Stanley Smith Barney LLC, Member SIPC.

#BWNJGWM

0038142 01 AV 0.375 01 TR 00221 MSGDD236 000000

BRIAN M O CONNELL EXEC  
EST OF SIMON L BERNSTEIN  
O CONNELL & CRISPIN ACKAL, PLLC  
420 ROYAL PALM WAY STE 300  
PALM BEACH FL 33480-4131



TOTAL VALUE OF YOUR ACCOUNT (as of 7/31/18)  
*Includes Accrued Interest*

\$354,023.73

Your Financial Advisor  
**Edward A Thomasco**  
Executive Director  
Edward.A.Thomasco@morganstanley.com  
561 776-6443

Your Branch  
3801 PGA BOULEVARD, SUITE 700  
PALM BEACH GARDENS, FL 33410  
Telephone: 561-694-7000; Alt. Phone: 800-327-6187; Fax: 561-694-7073

Client Service Center (24 Hours a Day; 7 Days a Week): 800-869-3326

Access Your Account Online: [www.morganstanley.com/online](http://www.morganstanley.com/online)



## Standard Disclosures

The following Disclosures are applicable to the enclosed statement(s). Expanded Disclosures are attached to your most recent June and December statement (or your first Statement if you have not received a statement for those months). The Expanded Disclosures are also available by selecting Account Documents when you log on to [www.morganstanley.com/online](http://www.morganstanley.com/online) or, call 800-869-3326.

### Questions?

Questions regarding your account may be directed to us by using the contact information on the statement cover page, or the Client Service Center at (800) 869-3326.

### Errors and Inquiries

Be sure to review your statement promptly, and immediately address any concerns regarding entries that you do not understand or believe were made in error by contacting the Branch Manager of the office where you maintain your account. Oral communications regarding any inaccuracy or discrepancy in this statement should be re-confirmed in writing to further protect your rights, including rights under the Securities Investor Protection Act (SIPA). Your statement will be deemed correct unless we receive a written inquiry of a suspected error. See your account documentation for special rules regarding your rights and responsibilities with respect to erroneous electronic fund transfers, including a description of the transfers covered. For concerns or complaints, contact our Client Relations Department at (866) 227-2256.

### Senior Investor Helpline

In order to provide Morgan Stanley's senior investor clients a convenient way to communicate with us, we offer a Senior Investor Helpline.

Senior investors or those acting on their behalf may call (800) 280-4534, Monday-Friday 9am-7pm Eastern Time.

### Availability of Free Credit Balances and Financial Statements

Under the customer protection rules of the SEC 17 CFR §240.15c3-3l, we may use funds comprising free credit balances carried for customer accounts here, provided that these funds are payable to customers on demand (i.e., are free of a lien or right of set-off in our favor or on behalf of some third party to whom you have given control). A financial statement of this organization is available for your personal inspection at its offices, or a copy will be mailed to you upon your written request.

### Listed Options

Information with respect to commissions and other charges related to the execution of options transactions has been included in confirmations of such transactions previously furnished to you and such information will be made available to you promptly at your request. Promptly advise us of any material change in your investment objectives or financial situation.

**Important Information if you are a Margin Customer** (not available for certain retirement accounts)

If you have margin privileges, you may borrow money from us in exchange for pledging assets in your accounts as collateral for any outstanding margin loan. The amount you may borrow is based on the value of the eligible securities in your margin accounts. If a security has eligible shares, the number of shares pledged as collateral will be indicated below the position.

### Margin Interest Charges

We calculate interest charges on margin loans as follows: (1) multiply the applicable margin interest rate by the daily close of business net settled debit balance, and (2) divide by 360 (days). Margin interest accrues daily throughout the month and is added to your debit balance at month-end. The month-end interest charge is the sum of the daily accrued interest calculations for the month. We add the accrued interest to your debit balance and start a new calculation each time the applicable interest rate changes and at the close of every statement month. For interest rate information, log into your Morgan Stanley account at [morganstanley.com/online](http://morganstanley.com/online). Select your account with a Margin agreement and click Interest Rates for more information.

### Information regarding Special Memorandum Account

If you have a Margin Account, this is a combined statement of your Margin Account and Special Memorandum Account maintained for you under Section 220.5 of Regulation T issued by the Board of Governors of the Federal Reserve System. The permanent record of the Special Memorandum Account as required by Regulation T is available for your inspection at your request.

### Important Information About Auction Rate Securities

For certain Auction Rate Securities there is no or limited liquidity. Therefore, the price(s) for these Auction Rate Securities are indicated by N/A (not available). There can be no assurance that a successful auction will occur or that a secondary market exists or will develop for a particular security.

### Structured Investments Risks and Considerations

Structured Investments (Structured Products) are complex products and may be subject to special risks. Investors should consider the concentration risk of owning the related security and their total exposure to any underlying asset. Structured Investments, which may appear in various statement product categories and are identified on the Position Description Details line as "Asset Class: Struct Inv," may not perform in a manner consistent with the statement product category where they appear and therefore may not satisfy portfolio asset allocation needs for that category. For information on the risks and conflicts of interest related to Structured Investments generally, log in to Morgan Stanley Online and go to

[www.morganstanley.com/structuredproductsrisksandconflicts](http://www.morganstanley.com/structuredproductsrisksandconflicts).  
**Security Measures**

This statement features several embedded security elements to safeguard its authenticity. One is a unique blue security rectangle, printed in heat-sensitive ink on the back of every page. When exposed to warmth, the color will disappear, and then reappear.

### SIPC Protection

We are a member of Securities Investor Protection Corporation (SIPC), which protects securities of its customers up to \$500,000 (including \$250,000 for claims for cash). An explanatory brochure is available upon request or at [www.sipc.org](http://www.sipc.org). Losses due to market fluctuation are not protected by SIPC and assets not held with us may not be covered by SIPC protection. To obtain information about SIPC, including an explanatory SIPC brochure, contact SIPC at 1-202-371-8300 or visit [www.sipc.org](http://www.sipc.org).

### Transaction Dates and Conditions

Upon written request, we will furnish the date and time of a transaction and the name of the other party to a transaction. We and/or our affiliates may accept benefits that constitute payment for order flow. Details regarding these benefits and the source and amount of any other remuneration received or to be received by us in connection with any transaction will be furnished upon written request.

### Equity Research Ratings Definitions and Global Investment Manager Analysis Status

Some equity securities may have research ratings from Morgan Stanley & Co. LLC or Morningstar, Inc. Research ratings are the research providers' opinions and not representations or guarantees of performance. For more information about each research providers' rating system, see the Research Ratings on your most recent June or December statement (or your first statement if you have not received a statement for those months), go to [www.morganstanley.com/online](http://www.morganstanley.com/online) or refer to the research provider's research report. Research reports contain more complete information concerning the analysts' views and you should read the entire research report and not infer its contents from the rating alone. If your account contains an advisory component or is an advisory account, a GIMA status will apply.

### Credit Ratings from Moody's Investors Service and Standard & Poor's

The credit rating from Moody's Investors Service and Standard & Poor's may be shown for certain securities. All credit ratings represent the opinions of the provider and are not representations or guarantees of performance. Please contact us if you need further information or assistance in interpreting these credit ratings.

Revised 10/2017

CLIENT STATEMENT | For the Period July 1-31, 2018

## Account Summary


Active Assets Account  
501-033194-242  
BRIAN M O CONNELL EXEC  
EST OF SIMON L BERNSTEIN

### CHANGE IN VALUE OF YOUR ACCOUNTS (includes accrued interest)

	This Period (7/1/18-7/31/18)	This Year (1/1/18-7/31/18)
<b>TOTAL BEGINNING VALUE</b>	<b>\$355,094.21</b>	<b>\$600,115.22</b>
Credits	—	—
Debits	(1,680.00)	(251,187.00)
Security Transfers	—	—
<b>Net Credits/Debits/Transfers</b>	<b>\$(1,680.00)</b>	<b>\$(251,187.00)</b>
Change in Value	609.52	5,095.51
<b>TOTAL ENDING VALUE</b>	<b>\$354,023.73</b>	<b>\$354,023.73</b>

### MARKET VALUE OVER TIME

The below chart displays the most recent thirteen months of Market Value.

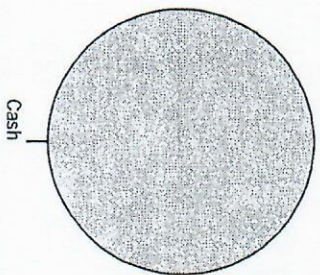


This chart does not reflect corrections to Market Value made subsequent to the dates depicted. It may exclude transactions in Annuities or positions where we are not the custodian, which could delay the reporting of Market Value.

### ASSET ALLOCATION (includes accrued interest)

	Market Value	Percentage
Cash	\$354,023.73	100.00%
<b>TOTAL VALUE</b>	<b>\$354,023.73</b>	<b>100.00%</b>

FDIC rules apply and Bank Deposits are eligible for FDIC insurance but are not covered by SIPC. Cash and securities (including MMFs) are eligible for SIPC coverage. See Expanded Disclosures. Values may include assets externally held, which are provided to you as a courtesy, and may not be covered by SIPC. For additional information, refer to the corresponding section of this statement.



This asset allocation represents holdings on a trade date basis, and projected settled Cash/BDP and MMF balances. These classifications do not constitute a recommendation and may differ from the classification of instruments for regulatory or tax purposes.

CLIENT STATEMENT | For the Period July 1-31, 2018

## Account Summary

Active Assets Account  
501-033194-242

**Morgan Stanley**

Page 4 of 8

BRIAN M O CONNELL EXEC  
EST OF SIMON L BERNSTEIN

### BALANCE SHEET (Includes accrued interest)

	Last Period (as of 6/30/18)	This Period (as of 7/31/18)
Cash, BDP, MMFs	—	\$0.01
Mutual Funds	355,094.21	354,023.72
<b>Total Assets</b>	<b>\$355,094.21</b>	<b>\$354,023.73</b>
Total Liabilities (outstanding balance)	—	—
<b>TOTAL VALUE</b>	<b>\$355,094.21</b>	<b>\$354,023.73</b>

### CASH FLOW

	This Period (7/1/18-7/31/18)	This Year (1/1/18-7/31/18)
<b>OPENING CASH, BDP, MMFs</b>	—	—
Dividend Reinvestments	(609.51)	(5,095.50)
Sales and Redemptions	1,680.00	251,187.00
Income and Distributions	609.52	5,095.51
<b>Total Investment Related Activity</b>	<b>\$1,680.01</b>	<b>\$251,187.01</b>
Electronic Transfers-Debits	—	(249,506.91)
Other Debits	—	(0.09)
<b>Total Cash Related Activity</b>	<b>—</b>	<b>\$(249,507.00)</b>
Checks Written	(1,680.00)	(1,680.00)
<b>Total Card/Check Activity</b>	<b>\$(1,680.00)</b>	<b>\$(1,680.00)</b>
<b>CLOSING CASH, BDP, MMFs</b>	<b>\$0.01</b>	<b>\$0.01</b>

### INCOME AND DISTRIBUTION SUMMARY

	This Period (7/1/18-7/31/18)	This Year (1/1/18-7/31/18)
Other Dividends	\$609.51	\$5,095.50
Interest	0.01	0.01
<b>Income And Distributions</b>	<b>\$609.52</b>	<b>\$5,095.51</b>
Tax-Exempt Income	—	—
<b>TOTAL INCOME AND DISTRIBUTIONS</b>	<b>\$609.52</b>	<b>\$5,095.51</b>

### GAIN/(LOSS) SUMMARY

	Realized This Period (7/1/18-7/31/18)	Realized This Year (1/1/18-7/31/18)	Unrealized Inception to Date (as of 7/31/18)
<b>TOTAL GAIN/(LOSS)</b>	—	—	—

Taxable and tax exempt income classifications are based on the characteristics of the underlying securities and not the taxable status of the account.

The Gain/(Loss) Summary, which may change due to basis adjustments, is provided for informational purposes and should not be used for tax preparation. Refer to Gain/(Loss) in the Expanded Disclosures.



CLIENT STATEMENT | For the Period July 1-31, 2018

## Account Detail

Active Assets Account  
501-033194-242  
BRIAN M O CONNELL EXEC  
EST OF SIMON L BERNSTEIN

Investment Objectives (in order of priority)†: Capital Appreciation, Income, Aggressive Income, Speculation

Brokerage Account

† Inform us if your investment objectives, as defined in the Expanded Disclosures, change.

## HOLDINGS

This section reflects positions purchased/sold on a trade date basis. "Market Value" and "Unrealized Gain/(Loss)" may not reflect the value that could be obtained in the market. Fixed income securities are sorted by maturity or pre-refunding date, and alphabetically within date. Estimated Annual Income a) is calculated on a pre-tax basis, b) does not include any reduction for applicable non-US withholding taxes, c) may include return of principal or capital gains which could overstate such estimates, and d) for securities that have a defined maturity date within the next 12 months, is reflected only through maturity date. Actual income or yield may be lower or higher than the estimates. Current yield reflects the income generated by an investment, and does not reflect changes in its price. Structured Investments, identified on the Position Description Details line as "Asset Class: Struct Inv," may appear in various statement product categories. When displayed, the accrued interest, annual income and current yield for those with a contingent income feature (e.g., Range Accrual Notes or Contingent Income Notes) are estimates and assume specified accrual conditions are met during the relevant period and payment in full of all contingent interest. For Floating Rate Securities, the accrued interest, annual income and current yield are estimates based on the current floating coupon rate and may not reflect historic rates within the accrual period.

## CASH, BANK DEPOSIT PROGRAM AND MONEY MARKET FUNDS

Cash, Bank Deposit Program, and Money Market Funds are generally displayed on a settlement date basis. You have the right to instruct us to liquidate your bank deposit balance(s) or shares of any money market fund balance(s) at any time and have the proceeds of such liquidation remitted to you. Estimated Annual Income, Accrued Interest, and APY% will only be displayed for fully settled positions.

Description	Market Value	7-Day Current Yield %	Est Ann Income	APY %
MORGAN STANLEY PRIVATE BANK NA #	\$0.01	—	—	0.150
<b>CASH, BDP, AND MMFS</b>	<b>0.00%</b>		<b>\$0.01</b>	<b>—</b>

# Bank Deposits are held at Morgan Stanley Bank, N.A. and/or Morgan Stanley Private Bank, National Association, affiliates of Morgan Stanley Smith Barney LLC and each a national bank and FDIC member.

## MUTUAL FUNDS

Although share price is displayed only to three decimal places, calculation of Market Value is computed using the full share price in our data base, which may carry out beyond three decimal places.

Security Description	Trade Date	Quantity	Unit Cost	Share Price	Total Cost	Market Value	Unrealized Gain/(Loss)	Est Ann Income	Current Yield %
FEDERATED PRIME CSH OBLGNTN WS (PCOXX)	—	354,023.720	N/A	\$1,000	N/A	\$354,023.72	N/A	\$6,794.00	1.92
Enrolled in MS Dividend Reinvestment; Capital Gains Reinvest; Asset Class: Cash									
<b>MUTUAL FUNDS</b>					<b>100.00%</b>	<b>\$354,023.72</b>	<b>—</b>	<b>\$6,794.00</b>	<b>1.92%</b>

CLIENT STATEMENT | For the Period July 1-31, 2018

## Account Detail

Active Assets Account  
501-033194-242

BRIAN M O CONNELL EXEC  
EST OF SIMON L BERNSTEIN

TOTAL VALUE	Percentage of Holdings	Total Cost	Market Value	Unrealized Gain/(Loss)	Est Ann Income	Current Yield %
100.00%		—	\$354,023.73	N/A	\$6,794.00	1.92%

Unrealized Gain/(Loss) totals only reflect positions that have both cost basis and market value information available. Cash, MMF, Deposits and positions stating 'Please Provide' or 'Pending Corporate Actions' are not included.

## ALLOCATION OF ASSETS

Activity	Settlement Date	Activity Type	Description	Comments	Quantity	Price	Credits/(Debits)
Cash, BDP, MMFS	7/1/19	Sold	FEDERATED PRIME CSH OBLG TN WS		1,680.000	\$1,000.00	\$1,680.00
Mutual Funds	7/1/19	Check	TRUDY DODSON	Check # 1002			(840.00)
	7/1/19	Service Fee	CHK 001002 OVERLMT FEE				(25.00)
	7/2/3	Interest Income	MORGAN STANLEY PRIVATE BANK NA				0.01
	7/2/3	Service Fee Adj	REV OVERLMT FEE	FOR CHK #1002 07/23/18			25.00
	7/2/3	Check	WHITE LION STORAGE	Check # 1001			(840.00)
	7/2/3	Service Fee	CHK 001001 OVERLMT FEE				(25.00)
	7/2/4	Service Fee Adj	REV OVERLMT FEE	FOR CHK #1001 07/24/18			25.00
	7/3/1	Dividend	FEDERATED PRIME CSH OBLG TN WS				609.51
	7/3/1	Dividend Reinvestment	FEDERATED PRIME CSH OBLG TN WS	REINVESTMENT	609.510	1,000.00	609.51
<b>NET CREDITS/(DEBITS)</b>							<b>\$0.01</b>

## ACTIVITY

### CASH FLOW ACTIVITY BY DATE

TOTAL ALLOCATION OF ASSETS	Cash	Equities	Fixed Income & Preferred Securities	Alternatives	Structured Investments	Other
\$354,023.73	354,023.72	—	—	—	—	—

Purchase and Sale transactions above may have received an average price execution. Details regarding the actual prices are available upon request.

Account Detail

Active Assets Account  
501-033194-242

BRIAN M O CONNELL EXEC  
EST OF SIMON L BERNSTEIN

DEBIT CARD & CHECKING ACTIVITY

CHECKS WRITTEN

Date Written	Activity Date	Check Number	Activity Type	Payee	Expense Category	Credits/(Debits)
7/7	7/23	1001	Check	WHITE LION STORAGE		\$(840.00)
7/18	7/19	1002	Check	TRUDY DODSON		(840.00)
TOTAL CHECKS WRITTEN						\$(1,680.00)

MONEY MARKET FUND (MMF) AND BANK DEPOSIT PROGRAM ACTIVITY

Activity Date	Activity Type	Description	Credits/(Debits)
7/20	Automatic Investment	BANK DEPOSIT PROGRAM	\$815.00
7/23	Automatic Redemption	BANK DEPOSIT PROGRAM	(815.00)
7/24	Automatic Investment	BANK DEPOSIT PROGRAM	0.01
NET ACTIVITY FOR PERIOD			\$0.01

MESSAGES

Senior Investor Helpline  
For any inquiries or potential concerns, senior investors or someone acting on their behalf may contact our Firm by calling (800) 280-4534.





This page intentionally left blank

STATEMENT FOR:  
BRIAN M O CONNELL EXEC  
EST OF SIMON L BERNSTEIN  
O CONNELL & CRISPIN ACKAL, PLLC

Morgan Stanley Smith Barney LLC, Member SIPC.

#BWNJGWM

0040318 01 AV 0.375 01 TR 00221 MSGDD236 000000



BRIAN M O CONNELL EXEC  
EST OF SIMON L BERNSTEIN  
O CONNELL & CRISPIN ACKAL, PLLC  
420 ROYAL PALM WAY STE 300  
PALM BEACH FL 33480-4131

TOTAL VALUE OF YOUR ACCOUNT (as of 8/31/18) **\$331,738.63**  
*Includes Accrued Interest*

Your Financial Advisor  
Edward A Thomasco  
Executive Director  
Edward.A.Thomasco@morganstanley.com  
561 776-6443

Your Branch  
3801 PGA BOULEVARD, SUITE 700  
PALM BEACH GARDENS, FL 33410  
Telephone: 561-694-7000; Alt. Phone: 800-327-6187; Fax: 561-694-7073

Client Service Center (24 Hours a Day; 7 Days a Week): 800-869-3326

Access Your Account Online: [www.morganstanley.com/online](http://www.morganstanley.com/online)



**CLIENT STATEMENT | For the Period August 1-31, 2018**  
**Standard Disclosures**

The following Disclosures are applicable to the enclosed statement(s). Expanded Disclosures are attached to your most recent June and December statement (or your first Statement if you have not received a statement for those months). The Expanded Disclosures are also available by selecting Account Documents when you log on to [www.morganstanley.com/online](http://www.morganstanley.com/online) or, call 800-869-3326.

**Questions?**

Questions regarding your account may be directed to us by using the contact information on the statement cover page, or the Client Service Center at (800) 869-3325.

**Errors and Inquiries**

Be sure to review your statement promptly, and immediately address any concerns regarding entries that you do not understand or believe were made in error by contacting the Branch Manager of the office where you maintain your account. Oral communications regarding any inaccuracy or discrepancy in this statement should be re-confirmed in writing to further protect your rights, including rights under the Securities Investor Protection Act (SIPPA). Your statement will be deemed correct unless we receive a written inquiry of a suspected error. See your account documentation for special rules regarding your rights and responsibilities with respect to erroneous electronic fund transfers, including a description of the transfers covered. For concerns or complaints, contact our Client Relations Department at (866) 227-2256.

**Senior Investor Helpline**

In order to provide Morgan Stanley's senior investor clients a convenient way to communicate with us, we offer a Senior Investor Helpline. Senior investors or those acting on their behalf may call (800) 280-4534, Monday-Friday 9am-7pm Eastern Time.

**Availability of Free Credit Balances and Financial Statements**

Under the customer protection rules of the SEC [17 CFR §240.15c3-3], we may use funds comprising free credit balances carried for customer accounts here, provided that these funds are payable to customers on demand (i.e., are free of a lien or right of set-off in our favor or on behalf of some third party to whom you have given control). A financial statement of this organization is available for your personal inspection at its offices, or a copy will be mailed to you upon your written request.

**Listed Options**

Information with respect to commissions and other charges related to the execution of options transactions has been included in confirmations of such transactions previously furnished to you and such information will be made available to you promptly at your request. Promptly advise us of any material change in your investment objectives or financial situation.

**Important Information if you are a Margin Customer** (not available for certain retirement accounts)  
 If you have margin privileges, you may borrow money from us in exchange for pledging assets in your accounts as collateral for any outstanding margin loan. The amount you may borrow is based on the value of the eligible securities in your margin accounts. If a security has eligible shares, the number of shares pledged as collateral will be indicated below the position.

**Margin Interest Charges**

We calculate interest charges on margin loans as follows: (1) multiply the applicable margin interest rate by the daily close of business net settled debit balance, and (2) divide by 360 (days). Margin interest accrues daily throughout the month and is added to your debit balance at month-end. The month-end interest charge is the sum of the daily accrued interest calculations for the month. We add the accrued interest to your debit balance and start a new calculation each time the applicable interest rate changes and at the close of every statement month. For interest rate information, log into your Morgan Stanley account at [morganstanley.com/online](http://morganstanley.com/online). Select your account with a Margin agreement and click Interest Rates for more information.

**Information regarding Special Memorandum Account**

If you have a Margin Account, this is a combined statement of your Margin Account and Special Memorandum Account maintained for you under Section 220.5 of Regulation T issued by the Board of Governors of the Federal Reserve System. The permanent record of the Special Memorandum Account as required by Regulation T is available for your inspection at your request.

**Important Information About Auction Rate Securities**

For certain Auction Rate Securities there is no or limited liquidity. Therefore, the price(s) for these Auction Rate Securities are indicated by N/A (not available). There can be no assurance that a successful auction will occur or that a secondary market exists or will develop for a particular security.

**Structured Investments Risks and Considerations**

Structured Investments (Structured Products) are complex products and may be subject to special risks. Investors should consider the concentration risk of owning the related security and their total exposure to any underlying asset. Structured Investments, which may appear in various statement product categories and are identified on the Position Description Details line as "Asset Class: Struct Inv," may not perform in a manner consistent with the statement product category where they appear and therefore may not satisfy portfolio asset allocation needs for that category. For information on the risks and conflicts of interest related to Structured Investments generally, log in to Morgan Stanley Online and go to

[www.morganstanley.com/structuredproductsrisksandconflicts](http://www.morganstanley.com/structuredproductsrisksandconflicts).

**Security Measures**

This statement features several embedded security elements to safeguard its authenticity. One is a unique blue security rectangle, printed in heat-sensitive ink on the back of every page. When exposed to warmth, the color will disappear, and then reappear.

**SIPC Protection**

We are a member of Securities Investor Protection Corporation (SIPC), which protects securities of its customers up to \$500,000 (including \$250,000 for claims for cash). An explanatory brochure is available upon request or at [www.sipc.org](http://www.sipc.org). Losses due to market fluctuation are not protected by SIPC and assets not held with us may not be covered by SIPC protection. To obtain information about SIPC, including an explanatory SIPC brochure, contact SIPC at 1-202-371-8300 or visit [www.sipc.org](http://www.sipc.org).

**Transaction Dates and Conditions**

Upon written request, we will furnish the date and time of a transaction and the name of the other party to a transaction. We and/or our affiliates may accept benefits that constitute payment for order flow. Details regarding these benefits and the source and amount of any other remuneration received or to be received by us in connection with any transaction will be furnished upon written request.

**Equity Research Ratings Definitions and Global Investment Manager Analysis Status**

Some equity securities may have research ratings from Morgan Stanley & Co. LLC or Morningstar, Inc. Research ratings are the research providers' opinions and not representations or guarantees of performance. For more information about each research provider's rating system, see the Research Ratings on your most recent June or December statement (or your first statement if you have not received a statement for those months), go to [www.morganstanley.com/online](http://www.morganstanley.com/online) or refer to the research provider's research report. Research reports contain more complete information concerning the analyst's views and you should read the entire research report and not infer its contents from the rating alone. If your account contains an advisory component or is an advisory account, a GIMA status will apply.

**Credit Ratings from Moody's Investors Service and Standard & Poor's**

The credit rating from Moody's Investors Service and Standard & Poor's may be shown for certain securities. All credit ratings represent the opinions of the provider and are not representations or guarantees of performance. Please contact us if you need further information or assistance in interpreting these credit ratings.

Revised 10/2017

Account Summary

Active Assets Account  
501-033194-242

BRIAN M O CONNELL EXEC  
EST OF SIMON L BERNSTEIN



CHANGE IN VALUE OF YOUR ACCOUNTS (includes accrued interest)

	This Period (8/1/18-8/31/18)	This Year (1/1/18-8/31/18)
<b>TOTAL BEGINNING VALUE</b>	\$354,023.73	\$600,115.22
Credits	—	—
Debits	(22,876.00)	(274,063.00)
Security Transfers	—	—
<b>Net Credits/Debits/Transfers</b>	<b>\$(22,876.00)</b>	<b>\$(274,063.00)</b>
Change in Value	590.90	5,686.41
<b>TOTAL ENDING VALUE</b>	<b>\$331,738.63</b>	<b>\$331,738.63</b>


ASSET ALLOCATION (includes accrued interest)

	Market Value	Percentage
Cash	\$331,738.63	100.00
<b>TOTAL VALUE</b>	<b>\$331,738.63</b>	<b>100.00%</b>

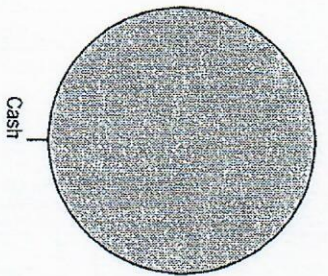
FDIC rules apply and Bank Deposits are eligible for FDIC insurance but are not covered by SIPC. Cash and securities (including MMFs) are eligible for SIPC coverage. See Expanded Disclosures. Values may include assets externally held, which are provided to you as a courtesy, and may not be covered by SIPC. For additional information, refer to the corresponding section of this statement.

MARKET VALUE OVER TIME

The below chart displays the most recent thirteen months of Market Value.



This chart does not reflect corrections to Market Value made subsequent to the dates depicted. It may exclude transactions in Annuities or positions where we are not the custodian, which could delay the reporting of Market Value.



This asset allocation represents holdings on a trade date basis, and projected settled Cash/BDP and MMF balances. These classifications do not constitute a recommendation and may differ from the classification of instruments for regulatory or tax purposes.

Account Summary

Active Assets Account  
501-033194-242  
BRIAN M O CONNELL EXEC  
EST OF SIMON L BERNSTEIN

Morgan Stanley

BALANCE SHEET (\* Includes accrued interest)

	Last Period (as of 7/31/18)	This Period (as of 8/31/18)
Cash, BDP, MMFs	\$0.01	\$9,274.73
Mutual Funds	354,023.72	322,463.90
<b>Total Assets</b>	<b>\$354,023.73</b>	<b>\$331,738.63</b>
Total Liabilities (outstanding balance)	—	—
<b>TOTAL VALUE</b>	<b>\$354,023.73</b>	<b>\$331,738.63</b>

CASH FLOW

	This Period (8/1/18-8/31/18)	This Year (1/1/18-8/31/18)
<b>OPENING CASH, BDP, MMFs</b>	<b>\$0.01</b>	—
Dividend Reinvestments	(590.18)	(5,685.68)
Sales and Redemptions	32,150.00	283,337.00
Income and Distributions	590.90	5,686.41
<b>Total Investment Related Activity</b>	<b>\$32,150.72</b>	<b>\$283,337.73</b>
Electronic Transfers-Debits	(2,125.00)	(251,631.91)
Other Debits	(50.00)	(50.09)
<b>Total Cash Related Activity</b>	<b>\$(2,175.00)</b>	<b>\$(251,682.00)</b>
Checks Written	(20,701.00)	(22,381.00)
<b>Total Card/Check Activity</b>	<b>\$(20,701.00)</b>	<b>\$(22,381.00)</b>
<b>CLOSING CASH, BDP, MMFs</b>	<b>\$9,274.73</b>	<b>\$9,274.73</b>

INCOME AND DISTRIBUTION SUMMARY

	This Period (8/1/18-8/31/18)	This Year (1/1/18-8/31/18)
Other Dividends	\$590.18	\$5,685.68
Interest	0.72	0.73
<b>Income And Distributions</b>	<b>\$590.90</b>	<b>\$5,686.41</b>
Tax-Exempt Income	—	—
<b>TOTAL INCOME AND DISTRIBUTIONS</b>	<b>\$590.90</b>	<b>\$5,686.41</b>

GAIN/(LOSS) SUMMARY

	Realized This Period (8/1/18-8/31/18)	Realized This Year (1/1/18-8/31/18)	Unrealized Inception to Date (as of 8/31/18)
<b>TOTAL GAIN/(LOSS)</b>	—	—	—

Taxable and tax exempt income classifications are based on the characteristics of the underlying securities and not the taxable status of the account.

The Gain/(Loss) Summary, which may change due to basis adjustments, is provided for informational purposes and should not be used for tax preparation. Refer to Gain/(Loss) in the Expanded Disclosures.