



JPMorgan Chase Bank, N.A.
 Michigan/Florida Markets
 P O Box 659754
 San Antonio, TX 78265 - 9754

Primary Account: 000000478015220

For the Period 5/1/14 to 5/30/14

Reviewed BB ✓

J.P. Morgan Team

John C Hawkins (800) 576-0938
 Stephen Porter
 For assistance after business hours, 7 days a week. (800) 576-6209
 Deaf and Hard of Hearing (800) 242-7383
 Online access: www.jpmorganonline.com

00000442 DPB 021 161 15114 NNNNNNNNNNN T 1 000000000 60 0000

ESTATE OF SIMON L. BERNSTEIN,
 DONALD R. TESCHER AND
 ROBERT L. SPALLINA, CO-PERSONAL REPS
 C/O DONALD R. TESCHER AND
 ROBERT L. SPALLINA
 4855 TECHNOLOGY WAY STE 720
 BOCA RATON FL 33431-3351



FILE COPY

JPMorgan Classic Business Checking

Checking Account Summary	Instances	Amount
Beginning Balance		25,531.59
Ending Balance	0	\$25,531.59

Please note this account had no activity during this statement period. The date of last activity for this account was 12/31/13.

CUR 000400

J.P.Morgan

SCLM

15152150240010044201



Primary Account: 000000478015220

For the Period 5/1/14 to 5/30/14

000000478015220
ESTATE OF SIMON L. BERNSTEIN,
DONALD R. TESCHER AND
ROBERT L. SPALLINA, CO-PERSONAL REPS

Fees and Charges for Deposit Accounts

Fees

Description	Volume	Allowed	Excess	Unit Price	Fees
000000478015220					
Monthly Service Fee	1.00	0	1	0.00	0.00
Total Fees					\$0.00

CUR 000401



Primary Account: 000000478015220

For the Period 5/1/14 to 5/30/14

Important Information About Your Statement

In Case of Errors or Questions About Your Electronic Funds Transfers

Call or write to the Bank (Consumers should use the phone number and address on front of statement and non-consumers their J.P. Morgan Team contact information.) if you think your statement or receipt is incorrect, or if you need more information about an electronic transaction on a statement or receipt. We must hear from you no later than 60 days after we sent you the FIRST statement on which the error or problem appeared.

- Tell us your name and account number.
- Describe the error or the transfer you are unsure about, and explain as clearly as you can why you believe it is an error or why you need more information.
- Tell us the dollar amount of the suspected error.

We will investigate your complaint and will correct any error promptly. If we take more than 10 business days (or 20 business days for new accounts) to do this, we will credit your account for the amount you think is in error so that you will have use of the money during the time it takes us to complete our investigation.

In Case of Errors or Questions About Non-Electronic Transfers (Checks or Deposits):

Contact the Bank immediately if your statement is incorrect or if you need more information about any non-electronic transactions (checks or deposits) on this statement. If any such error appears, you must notify the bank in writing as soon as possible after the statement was made available to you. For more complete details, see the applicable account agreements and appendices that govern your account.

Deposit products and services are offered by JPMorgan Chase Bank, N.A. Member FDIC

Mutual Funds/Securities

JPMorgan Funds are distributed by JPMorgan Distribution Services, Inc., which is an affiliate of JPMorgan Chase & Co. Affiliates of JPMorgan Chase & Co. receive fees for providing various services to the funds.

Bank products and services are offered by JPMorgan Chase Bank, N.A. and its affiliates. Securities are offered by J.P. Morgan Securities LLC, member NYSE, FINRA and SIPC.

Investment Products: Not FDIC insured • No bank guarantee • May lose value

CUR 000402

J.P.Morgan





Primary Account: 000000478015220

For the Period 5/1/14 to 5/30/14

This Page Intentionally Left Blank

CUR 000403



J.P. Morgan Securities LLC
383 Madison Avenue, New York, NY 10179

S BERNSTEIN - DEC'D TOD S BERNSTEIN ACCT. 24208956
For the Period 3/1/14 to 3/31/14

Margin Account

J.P. Morgan Team

Todd Adelsstein	Banker	681/995-6053
Christopher Prindle	Investment Specialist	581/838-4899
John Hawkins Jr	Client Service Team	800/578-0938
Stephen Porter	Client Service Team	
Brian Lutter	Client Service Team	
Online access	www.jpmorganonline.com	

Transactions cleared and carried through J.P. Morgan Clearing Corp. - Three Chase Metrotech Center, Brooklyn, NY 11246-0001,
(347) 643-2578

No market value or activity to report during this period

Please see disclosures located at the end of this statement package for important information relating to each J.P. Morgan account(s).

J.P.Morgan

THIS PAGE INTENTIONALLY LEFT BLANK



JPMorgan Chase Bank, N.A.
270 Park Avenue, New York, NY 10017-2014

JPMCBNA ACF S BERNSTEIN-DEC'D IRA RO ACCT. W32585007
For the Period 3/1/14 to 3/31/14

Asset Account

J.P. Morgan Team

Todd Adelslein	Banker	561/895-6053
Christopher Prindle	Investment Specialist	561/838-4668
John Hawkins Jr	Client Service Team	800/576-0938
Stephen Porter	Client Service Team	
Brian Lutter	Client Service Team	

Online access www.jpmorganonline.com

Table of Contents

Page

Account Summary	2
Holdings	
Equity	4
Alternative Assets	7
Cash & Fixed Income	8
Portfolio Activity	10

Please see disclosures located at the end of this statement package for important information relating to each J.P.Morgan account(s).

J.P.Morgan

Account W32585007 Page 1 of 11

Consolidated Statement Page 6

CUR 000406

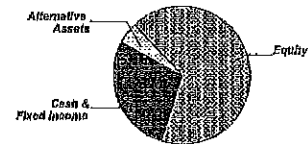


JPMCBNA ACF S BERNSTEIN-DECD IRA RO ACCT. W32585007
For the Period 3/1/14 to 3/31/14

Account Summary

Asset Allocation	Beginning Market Value	Ending Market Value	Change In Value	Estimated Annual Income	Current Allocation
Equity	356,422.77	357,878.57	2,453.80	6,400.95	67%
Alternative Assets	26,231.15	24,542.56	(1,688.59)		5%
Cash & Fixed Income	146,362.10	148,220.51	1,858.41	5,658.74	28%
Market Value	\$528,016.02	\$530,639.64	\$2,623.62	\$12,059.69	100%
Accruals	0.00	0.01	0.01		
Market Value with Accruals	\$528,016.02	\$530,639.65	\$2,623.63		

Asset Allocation



Portfolio Activity	Current Period Value	Year-to-Date Value
Beginning Market Value	526,016.02	517,816.39
Income & Distributions	1,700.93	2,499.84
Change in Investment Value	922.69	10,323.41
Ending Market Value	\$530,639.64	\$530,639.64
Accruals	0.01	0.01
Market Value with Accruals	\$530,639.65	\$530,639.65

Tax Summary	Current Period Value	Year-to-Date Value
Domestic Dividends/Distributions	1,700.93	2,499.76
Interest Income		0.08
Taxable Income	\$1,700.93	\$2,499.84

	To-Date Value
Unrealized Gain/Loss	\$174,684.82

J.P.Morgan



JPMCBNA ACF S BERNSTEIN-DEC'D IRA RO ACCT. W32585007
For the Period 3/1/14 to 3/31/14

Account Summary CONTINUED

Cost Summary	Cost
Equity	185,273.27
Cash & Fixed Income	40,000.83
Total	\$235,273.10

J.P.Morgan



JPMCBNA ACF S BERNSTEIN-DEC'D IRA RO ACCT. W32585007
For the Period 3/1/14 to 3/31/14

Equity Summary

Asset Categories	Beginning Market Value	Ending Market Value	Change in Value	Current Allocation
US Large Cap Equity	253,730.36	255,113.74	1,383.38	48%
US Small Cap Equity	39,368.71	38,698.12	(790.59)	7%
US All Cap Equity	24,348.69	24,629.04	181.35	6%
Asia ex-Japan Equity	22,286.45	22,702.86	406.41	4%
Emerging Market Equity	15,858.88	16,931.91	1,273.25	3%
Total Value	\$365,422.77	\$367,876.57	\$2,453.80	67%

Market Value/Cost	Current Period Value
Market Value	367,876.57
Tax Cost	196,273.27
Unrealized Gain/Loss	162,803.30
Estimated Annual Income	6,400.95
Yield	1.76%

Asset Categories



Equity as a percentage of your portfolio - 67%

J.P.Morgan



JPMCBNA ACF S BERNSTEIN-DEC'D IRA RO ACCT. W32585007
For the Period 3/1/14 to 3/31/14

Equity Detail

	Price	Quantity	Value	Adjusted Tax Cost Original Cost	Unrealized Gain/Loss	Est. Annual Inc. Accrued Div.	Yield
US Large Cap Equity							
ISHARES RUSSELL 1000 VALUE INDEX FUND 484287-59-8 IWD	98.50	585.000	58,462.50	27,136.89	29,313.81	1,123.20	1.99%
ISHARES RUSSELL 1000 GROWTH INDEX FUND 484287-81-4 IWF	86.54	806.000	69,761.24	32,403.66	37,347.68	898.99	1.35%
ISHARES DJ SELECT DIVIDEND INDEX FUND 484287-18-8 DVY	73.32	913.000	66,841.16	32,299.02	34,842.14	2,033.26	3.04%
MORGAN STANLEY TECHNOLOGY ETF 78464A-10-2 MTK	92.57	477.000	44,156.84	17,877.74	26,279.10	454.58	1.03%
SECTOR SPDR TRUST S/B/-ENERGY 81389Y-50-8 XLE	89.06	200.000	17,812.00	15,219.74	2,592.26	319.40	1.79%
Total US Large Cap Equity			\$255,113.74	\$124,939.05	\$130,174.69	\$4,869.42	1.91%
US Small Cap Equity							
VANGUARD HEALTH CARE ETF 82204A-60-4 VHT	108.92	361.000	38,898.12	16,879.22	21,721.90	410.09	1.06%

J.P.Morgan

Account W32585007 Page 5 of 11 Consolidated Statement Page 10



JPMCBNA ACCT'S BERNSTEIN-DEC'D IRA RO ACCT. W32586007
For the Period 3/1/14 to 3/31/14

	Price	Quantity	Value	Adjusted Tax Cost Original Cost	Unrealized Gain/Loss	Est. Annual Inc. Accrued Div.	Yield
US All Cap Equity							
GATEWAY FUND-A 367829-20-7 GATE X	29.93	844.986	24,629.94	19,966.21	4,563.73	342.21	1.40 %
Asia ex-Japan Equity							
T ROWE PRICE NEW ASIA 77966H-50-0 PRAS X	16.20	1,401.411	22,702.86	20,904.48	1,798.38	210.21	0.93 %
Emerging Market Equity							
1 SHARES S&P LATIN AMERICAN 40 INDEX FUND 404207-39-0 ILF	36.57	463.000	16,931.91	12,567.31	4,344.60	569.02	3.36 %

J.P.Morgan



JPMCBNA ACF S BERNSTEIN-DEC'D IRA RO ACCT. W32585007
For the Period 3/1/14 to 3/31/14

Alternative Assets Summary

Asset Categories	Beginning Estimated Value	Ending Estimated Value	Change in Value	Current Allocation
Hard Assets	26,231.15	24,642.66	(1,688.59)	5%

Alternative Assets Detail

	Price	Quantity	Estimated Value	Cost	Est. Annual Income Accrued Income
Hard Assets					
ISHARES SILVER TRUST 48428Q-10-8 SILV	19.04	1,289.000	24,642.66	14,674.94	

J.P.Morgan



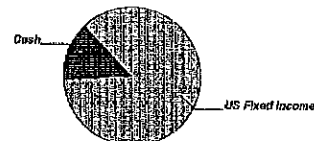
JPMCBNA ACF S BERNSTEIN-DEC'D IRA RO ACCT. W32585007
For the Period 3/1/14 to 3/31/14

Cash & Fixed Income Summary

Asset Categories	Beginning Market Value	Ending Market Value	Change In Value	Current Allocation
Cash	18,379.02	19,833.77	1,254.75	4%
US Fixed Income	127,983.08	128,588.74	603.66	24%
Total Value	\$146,362.10	\$148,220.51	\$1,858.41	28%

Asset Categories

Market Value/Cost	Current Period Value
Market Value	148,220.51
Tax Cost	40,999.83
Unrealized Gain/Loss	2,114.00
Estimated Annual Income	5,858.74
Accrued Interest	0.01
Yield	3.81%



Cash & Fixed Income as a percentage of your portfolio - 28 %

SUMMARY BY MATURITY

Cash & Fixed Income	Market Value	% of Bond Portfolio
0-6 months ¹	148,220.51	100%

¹ The years indicate the number of years until the bond is scheduled to mature based on the statement end date. Some bonds may be called, or paid in full, before their stated maturity.

SUMMARY BY TYPE

Cash & Fixed Income	Market Value	% of Bond Portfolio
Cash	19,833.77	13%
Mutual Funds	128,588.74	87%
Total Value	\$148,220.51	100%

J.P.Morgan



JPMCBNA ACF S BERNSTEIN-DEC'D IRA RO ACCT. W32585007
For the Period 3/1/14 to 3/31/14

Note: ¹ This is the Annual Percentage Yield (APY) which is the rate earned if balances remain on deposit for a full year with compounding, there is no change in the interest rate and all interest is left in the account.

** Unrealized Gain/Loss is shown as "N/A" in cases where we do not have appropriate cost information for all tax lots comprising the position. Please contact your J.P. Morgan team for additional information.

Cash & Fixed Income Detail

	Price	Quantity	Value	Adjusted Tax Cost Original Cost	Unrealized Gain/Loss	Est. Annual Income Accrued Interest	Yield
Cash							
US DOLLAR	1.00	19,633.77	19,633.77	19,633.77		1.96 0.01	0.01% ¹
US Fixed Income							
LOOMIS SAYLES FDS I BOND FD RETAIL 543495-83-2	16.39	7,466.60	114,787.82	9,881.14 **	N/A	5,146.43	4.48%
ISHARES IBOXX \$ INVESTMENT GRADE CORPORATE BOND FUND 464287-24-2	116.94	118.00	13,788.92	11,684.92	2,114.00	610.35	3.70%
Total US Fixed Income			\$128,586.74	\$21,306.06	\$2,114.00	\$5,656.78	4.40%



JPMCBNA ACF S BERNSTEIN-DEC'D IRA RO ACCT. W32685007
For the Period 3/1/14 to 3/31/14

Portfolio Activity Summary

Transactions	Current Period Value	Year-To-Date Value*
Beginning Cash Balance	18,379.02	--
INFLOWS		
Income	1,700.83	2,499.84
Total Inflows	\$1,700.83	\$2,499.84
TRADE ACTIVITY		
Settled Securities Purchased	(446.18)	(1,101.39)
Total Trade Activity	(\$446.18)	(\$1,101.39)
Ending Cash Balance	\$19,633.77	--

* Year to date information is calculated on a calendar year basis.
Your account's standing instructions use a HIGH COST method for relieving assets from your position

Portfolio Activity Detail

INFLOWS & OUTFLOWS

Settle Date	Type Selection Method	Description	Quantity Cost	Per Unit Amount	Amount
3/7	Div Domestic	ISHARES IBOXX \$ INVESTMENT GRADE CORPORATE BOND FUND @ 0.345668 PER SHARE (ID: 484267-24-2)	118,000	0.346	40,79
3/24	Div Domestic	GATEWAY FUND-A @ 0.167 PER SHARE AS OF 03/21/14 (ID: 367929-20-7)	844.988	0.114	96,70

J.P.Morgan

Account W32685007 Page 10 of 11 Consolidated Statement Page 15



JPMCBNA ACCT'S BERNSTEIN-DEC'D IRA RO ACCT, W32585007
For the Period 3/1/14 to 3/31/14

INFLOWS & OUTFLOWS

Settle Date	Type Selection Method	Description	Quantity Cost	Per Unit Amount	Amount
3/27	Div Domestic	LOOMIS SAYLES FDS I BOND FD RETAIL @ 0.047 PER SHARE AS OF 03/26/14 (ID: 543495-83-2)	7,458.598	0.047	349.48
3/31	Div Domestic	MORGAN STANLEY TECHNOLOGY ETF @ 0.147445 PER SHARE (ID: 78464A-10-2)	477.000	0.147	70.33
3/31	Div Domestic	SECTOR SPDR TRUST S/B/I-ENERGY @ 0.42707 PER SHARE (ID: 81369Y-50-6)	200.000	0.427	85.41
3/31	Div Domestic	ISHARES DJ SELECT DIVIDEND INDEX FUND @ 0.8038 PER SHARE (ID: 464287-16-8)	913.000	0.804	551.09
3/31	Div Domestic	ISHARES RUSSELL 1000 VALUE INDEX FUND @ 0.472802 PER SHARE (ID: 464287-59-8)	585.000	0.473	276.65
3/31	Div Domestic	ISHARES RUSSELL 1000 GROWTH INDEX FUND @ 0.285959 PER SHARE (ID: 464287-61-4)	806.000	0.286	230.48
Total Inflows & Outflows					\$1,700.93

TRADE ACTIVITY

Trade Date Settle Date	Type	Description	Quantity	Per Unit Amount	Market Cost
Settled Securities Purchased					
3/24	Purchase	GATEWAY FUND-A INCOME DIVIDEND @ 0.157 PER SHAR REINVESTED @ \$28.88 J.P.MORGAN SECURITIES LLC AS AGENT AS OF 03/21/14 (ID: 367829-20-7)	3,348	28.883	(96.70)
3/27	Purchase	LOOMIS SAYLES FDS I BOND FD RETAIL INCOME DIVIDEND @ 0.047 PER SHAR REINVESTED @ \$15.32 J.P.MORGAN SECURITIES LLC AS AGENT AS OF 03/26/14 (ID: 543495-83-2)	22,812	15.32	(348.48)
Total Settled Securities Purchased					(\$445.18)

J.P.Morgan

THIS PAGE INTENTIONALLY LEFT BLANK



For the Period 3/1/14 to 3/31/14

For your convenience we have combined statement(s) for activity you conduct through J.P. Morgan in one package. Below are important disclosures relating to these different accounts. These statements may relate to various account types. Some of the disclosures are applicable to all of your accounts. For ease of reference the disclosures applicable to a particular type of account have been grouped together by descriptive headers.

IMPORTANT GENERAL INFORMATION APPLICABLE TO ALL OF YOUR ACCOUNT(S)

Important Information about Pricing, Valuations, Estimated Annual Income, and Estimated Yield

Market value information (including without limitation, prices, exchange rates, accrued income and bond ratings) furnished herein, some of which has been provided by pricing sources that J.P. Morgan believes to be reliable, is not guaranteed for accuracy but provided for informational purposes and is furnished for the exclusive use of the client.

The current price is the value of the financial asset share, unit or contract as priced at the close of the market on the last day of the statement period or the last available price. All values provided for structured yield deposits (for example, JPMorgan London Time Deposits) reflect the original deposit amount only. The value for Real Estate, Mineral Interests and Miscellaneous Assets may not reflect the most current value of the asset.

Important information regarding Auction Rate Securities (ARS). ARS are debt or preferred securities with an interest or dividend rate reset periodically in an auction. Although there may be daily, weekly and monthly resets, there is no guarantee that there will be liquidity. If there are not enough bids at an auction to redeem the securities available for sale, the result may be a failed auction. In the event of a failed auction, there is no assurance that a secondary market will develop or that the security will trade at par or any other price reflected on statements and online. Accordingly, investors should not rely on pricing information appearing in their statements or online with respect to ARS. When J.P. Morgan is unable to obtain a price from an internal or outside source for a particular ARS, the price column on your statement will indicate "unpriced".

Valuations of over-the-counter derivative transactions, including certain derivatives-related deposit products, have been prepared on a mid-market basis. These valuations are sourced from the various issuers of the securities or they are sourced from a third party valuation provider. J.P. Morgan expressly disclaims any responsibility for (1) the accuracy of the models or estimates used in deriving the valuations, (2) any errors or omissions in computing or disseminating the valuations, and (3) any uses to which the valuations are put. Valuations are provided for information purposes only and are intended solely for your own use. Please refer to the trade confirmation for details of each transaction.

Certain assets, including but not limited to, pooled and private investments, non-publicly traded and infrequently traded securities, derivatives, partnership interests and tangible assets are generally illiquid, the value of such asset may have been provided to us by third parties who may or may not be independent of the issuer or manager. Such information is reflected as of the last date provided to us, and is not independently verified.

In cases where we are unable to obtain a current market value from an internal or outside source for a particular security, the price column on your statement will indicate "unpriced". Although such securities may have value, please note that the value of a security indicated as "unpriced" will not be included in your overall current market value as reflected on the statement.

J.P. Morgan makes no representation, warranty or guarantee, express or implied, that any quoted value represents the actual terms at which securities could be bought or sold or new transactions could be entered into, or the actual terms on which existing transactions or securities could be liquidated. Such values may only be indicative.

When we are unable to obtain a current value from an internal or outside source for a particular security, the price column on your statement will indicate "unpriced".

If a partial call is made with respect to an issue of securities included in your Accounts we will allocate the call by a method we deem fair and equitable.

To the extent applicable, please note the following regarding estimated annual income (EAI) and estimated yield (EY): EAI and EY for certain types of securities could include a return of principal or capital gains in which case the EAI and EY would be overstated. EAI and EY are estimates and the actual income and yield might be lower or higher than the estimated amounts. EY reflects only the income generated by an investment. It does not reflect changes in its price, which may fluctuate.

Offshore Deposits - London and Nassau

J.P.Morgan

Disclosures Page 1 of 6

CUR 000418



For the Period 3/1/14 to 3/31/14

Deposits in Foreign Branches are not insured by the FDIC or any other Agency of the Federal Government; amounts in such foreign accounts do not have the benefit of any domestic preference applicable to U.S. Banks; certain Foreign accounts are considered reportable to the Internal Revenue Service on a Report of Foreign Bank and Financial Accounts (TD F 90-22.1).

Bank products and services are offered through JPMorgan Chase Bank, N.A. ("JPMCB") and its banking affiliates. Securities are offered by J.P.Morgan Securities LLC ("JPMS") and, to the extent noted below, cleared through J.P. Morgan Clearing Corp. ("JPMCC").

Neither JPMS, nor JPMCC is a bank and are each separate legal entities from its bank or thrift affiliates.

Investment Products: Not FDIC Insured -No Bank Guarantee -May Lose Value

Fund manager disclosure information available upon request

If you have an investment account that is managed by an SEC-Registered Investment Advisor, J.P. Morgan will provide a copy of the advisor's Form ADV II or brochure upon written request.

These statements are not official documents for income tax reporting purposes and should not be relied upon for such purposes, including determination of income, cost basis, amortization or accretion, or gain/loss. Such information, which may be inaccurate, incomplete or subject to updating, should be confirmed with your records and your tax advisor.

Please take the steps indicated below if you think statement(s) are incorrect or contact your J.P.Morgan team if you require additional information about a transaction on your statement(s).

IMPORTANT ADDITIONAL INFORMATION APPLICABLE ONLY TO YOUR ASSET ACCOUNT(S) (LINKED TO JPMS)

Your Asset Account consists of a bank account that custodies assets linked to a brokerage account through which securities transactions are executed. As a result, the Asset Account statement(s) reflect brokerage transactions executed through JPMS but (except for exchange listed options) held in custody at JPMCB. Securities purchased or sold through JPMS in U.S. markets (other than mutual funds) are cleared through an affiliate of JPMS. In non-U.S. markets securities are cleared through JPMS. Positions in exchange-listed options are held by JPMCC. For your convenience, however, positions in exchange-listed options are presented in Asset Account statement(s) together with other assets held in such account(s). All pertinent information about your settled and pending purchases and sales effected through your JPMS account during the period covered by these statement(s), is summarized in the "Trade Activity" portion of the statement(s).

In Case of Other Errors or Questions About Your Asset Account Statement(s)

Please review your statement(s) and promptly report any inaccuracy or discrepancy including possible unauthorized trading activity, unrecorded dividend payments, unaccounted cash positions, improper payments or transfers in writing to both the introducing broker, JPMS and the clearing firm, JPMCC at the addresses shown on your statement(s). Any oral communication should be re-confirmed in writing to further protect your rights, including your rights under the Securities Investor Protection Act (SIPA). If you have any questions please contact your J.P.Morgan team.

In your written communication, please provide the following information: (1) your name and account number; (2) the dollar amount of the suspected error; and (3) a description of the error and explanation, if you can, why you believe there is an error. If you need more information, you must describe the item you are unsure about. We must receive your written communication no later than 30 days after the statement on which the error or problem appeared is sent or made available. If you do not so notify us, you agree that the statement activity and account balance(s) are correct.

JPMCC and JPMS are members of the Securities Investor Protection Corp ("SIPC"), a not-for-profit membership corporation funded by broker-dealers registered with the Securities and Exchange Commission. Securities and cash held for a customer at JPMCC are protected by SIPC up to \$500,000 per customer, which includes up to \$250,000 of protection for cash. SIPC does not protect against losses from fluctuations in the value of the securities. Assets held in custody by JPMCB are not subject to SIPC. You may obtain information about SIPC, including the SIPC Brochure, on their website, at "www.sipc.org" or by contacting them at (202) 371-8300.

In Case of Errors or Questions About Your Electronic Transfers.

J.P.Morgan

Disclosures Page 2 of 5



For the Period 3/1/14 to 3/31/14

Contact your J.P. Morgan Team at one of the telephone numbers on the front of your statements or write us at J.P. Morgan, 500 Stanton Christiana Road, 140PS3, Newark, DE 19713-2107 as soon as you can, if you think your statement is wrong or if you need more information about a transfer on the statement. We must hear from you no later than 60 days after we sent you the FIRST statement on which the error or problem appeared. (1) Tell us your name and account number. (2) Describe the error or the transfer you are unsure about, and explain as clearly as you can why you believe it is an error or why you need more information. (3) Tell us the dollar amount of the suspected error. We will investigate your complaint and will correct any error promptly. If we take more than 10 business days (or 20 business days for new accounts) to do this, we will credit your account for the amount you think is in error, so that you will have the use of the money during the time it takes us to complete our investigation.

In Case of Errors or Questions About Non-Electronic Transfers (Checks or Deposits)

Contact JPMorgan Chase Bank, N.A. ("JPMCB") Member FDIC immediately if a statement is incorrect or if you need more information about any non-electronic transactions (checks or deposits) on this statement. If any such error appears, you must notify the bank in writing as soon as possible after your statement was made available to you. For more complete details, see the applicable account agreements and appendices that govern your account.

Deposit products and services are offered by JPMCB Member FDIC.

You must promptly advise your J.P. Morgan representative of material changes in your investment objectives or financial situation or if you wish to modify the management of your account. Unless you inform otherwise, your J.P. Morgan representative will consider the information currently in its files to be complete and accurate.

With reference to JPMS and JPMCC: A financial statement of this organization is available to you for personal inspection at its offices, or a copy will be mailed to you upon written request.

You should have received (or have made available to you) separate confirmations for each securities transaction. All transactions are subject to the terms and conditions stated on the reverse side of such confirmations and are subject to the constitution, by-laws, customs and interpretations of the marketplace where executed and governed by and construed in accordance with the laws of the State of New York and all applicable federal laws and regulations. Further information with respect to commissions and other charges related to the execution of transactions, including options transactions, has been included in confirmations that were previously furnished or have made available to you. Upon written request, JPMS will promptly supply you with the latest information.

IMPORTANT ADDITIONAL INFORMATION APPLICABLE ONLY TO YOUR MARGIN ACCOUNT(S)

All positions in your Margin Account Portfolio(s) are held in custody at J.P. Morgan Clearing Corp. ("JPMCC"), Three Chase MetroTech Center, Brooklyn, NY 11245-001, (347) 643-2678.

If you have a margin account as permitted by law we may use certain securities in such account for, among other things, settling short sales and lending the securities for short sales, and as a result may receive compensation in connection therewith.

Please keep the following in mind when using a statement to track your brokerage activity in a margin account: The statement combines your general margin account with the special memorandum account required by Section 220.6 Regulation T. As required by Regulation T, a permanent record of your separate account is available upon your request.

Free credit balances in your margin account(s) are not segregated and may be used in the operation of JPMCC's business, subject to the limitations of SEC Rule 15c3-3. Unless otherwise noted, JPMCC or its agents and depositaries will hold your securities. Upon your demand, JPMCC will pay to you the amount of your free credit balance, and will deliver to you fully-paid securities held on your behalf.

Interest will be charged on any debit balance; the method of calculating interest is described in a letter sent to all margin customers.

PRODUCT RELATED DISCLOSURE; IMPORTANT INFORMATION ABOUT ALTERNATIVE INVESTMENTS: FOOTNOTES 1 - 4

Private Equity, Hedge Funds, Exchange Funds, Real Estate and Other Alternative Assets

1. Direct private equity investments and pooled private investments (e.g., interests in limited partnerships and limited liability companies) are generally illiquid securities. Values are estimates only and are not warranted for accuracy or completeness. Values do not represent the actual terms at which transactions or securities could be bought or sold or new transactions could be entered into or the actual terms on which existing transactions could be liquidated as of the date of this statement.

J.P.Morgan

Disclosures Page 3 of 5



For the Period 3/1/14 to 3/31/14

Direct private equity investments are generally valued at cost, unless there is an active secondary trading market in the securities, in which case, direct private equity investments are valued using market prices as of the close of the last business day for this statement period. Pooled private equity investments are valued according to the General Partner's or Manager's stated methodology. Please refer to the limited partnership agreement, limited liability company agreement or other operative documentation for each investment for the specific valuation methodology used by the General Partner or Manager for that investment or for your Investment Management or Trust account contact your J.P. Morgan team. J.P. Morgan expressly disclaims any responsibility for (1) the accuracy of the information and the methodology used by the General Partner or Manager in deriving valuations, (2) any errors or omissions in compiling or disseminating the valuations, and (3) any use to which the valuations are put. Valuations are provided for information purposes only and are intended solely for your own use.

Hedge funds generally calculate the price (the "Net Asset Value" or "NAV"), 10-15 business days following the last business day of the month. For that reason, hedge fund NAVs shown will generally be the NAV of the month preceding this statement period. In general, the NAV is stated net of management and incentive fees. The NAV is calculated according to the General Partner's or Manager's stated methodology. Please refer to the limited partnership agreement, limited liability company agreement or other operative documentation for each hedge fund for the specific methodology used by the General Partner or Manager for that hedge fund or for your Investment Management or Trust account contact your J.P. Morgan team. J.P. Morgan expressly disclaims any responsibility for (1) the accuracy of the information and the methodology used by the General Partner or Manager in deriving valuations, (2) any errors or omissions in compiling or disseminating the valuations, and (3) any use to which the valuations are put. Valuations are provided for information purposes only and are intended solely for your own use.

These statements do not provide tax reporting on private investments. Please continue to rely upon the General Partner or Manager of the investment vehicle for this information or for your Investment Management or Trust account contact your J.P. Morgan team.

2. The 'Capital Called Since Inception USD' and 'Cash/Security distributions Since Inception USD' columns are updated monthly to reflect activity (capital calls and distributions), if any.

3. Hedge funds generally allow subscriptions on a monthly or quarterly basis. An interest in a hedge fund or hedge fund of funds is generally as of the first business day of the subscription period. Due to early funding requirements by the applicable fund, your account may be debited for the subscription amount prior to the subscription date. Please refer to the applicable hedge fund's operative documentation for further details or for your Investment Management or Trust account contact your J.P. Morgan team.

Hedge fund redemptions are generally on a monthly, quarterly or annual basis but can sometimes be subject to a multi-year lockup before a redemption is permitted. For redemptions, there is generally a notification period that can be a long interval before the actual redemption date. Redemption proceeds are generally paid 15 calendar days after the final NAV is issued, but can be subject to a holdback of a portion of the proceeds until an annual audit of the Fund has been completed. Please refer to the applicable hedge fund's operative documentation for further details or for your Investment Management or Trust account contact your J.P. Morgan team.

Global Access Portfolios share certain characteristics with hedge funds. In particular, an investor who withdraws from a Global Access Portfolio will not receive the withdrawal proceeds in their entirety until 30-60 days after completion of the Portfolio's audit, which may be 18 months or longer after the redemption date. Interest might not be paid on any proceeds pending distribution. These restrictions apply even if the investor's account at JPMorgan is closed. The Confidential Private Placement Memorandum and applicable Supplements contain other important information about the Global Access Portfolios and are available upon request or for your Investment Management or Trust account contact your J.P. Morgan team.

4. Alternative assets may include publicly available mutual funds that utilize non-traditional investment management strategies, for example, strategies commonly employed by hedge funds. Mutual funds generally calculate the price (the "Net Asset Value" or "NAV") on a daily basis and mutual fund NAVs shown on your statement generally will be the NAV as of the close of the last business day for this statement period. Please refer to the applicable mutual fund prospectus for further details. If the applicable mutual fund is a JPMorgan Fund, please refer to disclosures on this statement concerning JPMorgan Funds for other important information.

PRODUCT RELATED DISCLOSURE: THE JPMORGAN FUNDS OR THIRD PARTIES

Shares of the funds referenced above are not bank deposits and are not guaranteed by any bank, government entity, or the FDIC. Return and share price will fluctuate and redemption value may be more or less than original cost. While the money market funds seek to maintain a stable net asset value of \$1.00 per share, there is no assurance that they will continue to do so. The estimated annual income and dividend yield figures for mutual funds represent the funds' most recent income dividend annualized.

J.P.Morgan

Disclosures Page 4 of 5

CUR 000421



For the Period 3/1/14 to 3/31/14

Prospectuses and other fund information for JPMorgan funds may be obtained by calling your J.P. Morgan team or JPMorgan Distribution Services, Inc. at (800) 480-4111. You also may view and order materials online for JPMorgan funds at www.jpmorganfunds.com.

J.P. Morgan affiliates may receive compensation from the JPMorgan funds for providing investment advisory services to the funds. J.P. Morgan affiliates may also provide administrative, custodial, sales, distribution, shareholder or other services to the JPMorgan Funds or funds established, sponsored, advised, or managed by third parties, and J.P. Morgan affiliates may be compensated for such services as allowed by applicable law. The distributor of the JPMorgan Funds is JPMorgan Distribution Services, Inc., which is an affiliate of JPMCB.

Assets may be reflected herein even though they may be held by a third party unaffiliated with J.P. Morgan. In such cases, unless J.P. Morgan otherwise agrees, J.P. Morgan has no responsibility for the verification, valuation, safekeeping or management of those assets.

J.P.Morgan

Disclosures Page 5 of 5

CUR 000422

ESTATE OF SIMON BERNSTEIN
BENJAMIN P. BROWN, CURATOR
MATWICZYK & BROWN LLP
625 N FLAGLER DR STE 401
WEST PALM BEACH, FL 33401

CUR 000424



JPMorgan Chase Bank, N.A.
205 Royal Palm Way, Palm Beach, FL 33480

EST OF SIMON BERNSTEIN INHERITED IRA ACCT. M55828004
For the Period 6/1/14 to 6/30/14

Asset Account

J.P. Morgan Team			Table of Contents	Page
Todd Adelstein	Banker	561/995-5053	Account Summary	2
Christopher Prindle	Investment Specialist	561/838-4669	Holdings	
John Hawkins Jr	Client Service Team	800/576-0938	Equity	4
Stephen Porter	Client Service Team		Cash & Fixed Income	6
Brian Lutter	Client Service Team		Portfolio Activity	8
Online access	www.jpmorganonline.com			

Please see disclosures located at the end of this statement package for important information relating to each J.P.Morgan account(s).

CUR 000426

J.P.Morgan

000003047.15.0.15.00001.S021481.20140702

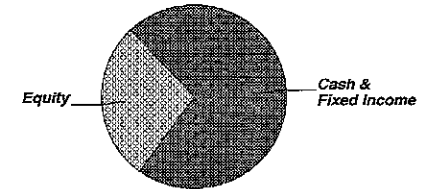


EST OF SIMON BERNSTEIN INHERITED IRA ACCT. M55828004
For the Period 6/1/14 to 6/30/14

Account Summary

Asset Allocation	Beginning Market Value	Ending Market Value	Change In Value	Estimated Annual Income	Current Allocation
Equity	0.00	49,420.65	49,420.65	549.34	28%
Cash & Fixed Income	0.00	124,504.06	124,504.06	4,943.87	72%
Market Value	\$0.00	\$173,924.71	\$173,924.71	\$5,493.21	100%

Asset Allocation



Portfolio Activity	Current Period Value	Year-to-Date Value
Beginning Market Value	0.00	0.00
Contributions	14,754.88	14,754.88
Withdrawals & Fees	(9,754.88)	(9,754.88)
Securities Transferred In	534,873.60	534,873.60
Securities Transferred Out	(364,510.64)	(364,510.64)
Net Contributions/Withdrawals	\$175,362.96	\$175,362.96
Income & Distributions	246.60	246.60
Change In Investment Value	(1,684.85)	(1,684.85)
Ending Market Value	\$173,924.71	\$173,924.71

Tax Summary	Current Period Value	Year-to-Date Value
Domestic Dividends/Distributions	246.60	246.60
Taxable Income	\$246.60	\$246.60

	To-Date Value
Unrealized Gain/Loss	\$8,466.22

CUR 000427

J.P. Morgan



EST OF SIMON BERNSTEIN INHERITED IRA ACCT. M55828004
For the Period 6/1/14 to 6/30/14

Account Summary CONTINUED

Cost Summary	Cost
Equity	40,954.43
Cash & Fixed Income	15,949.58
Total	\$56,904.01

CUR 000428

J.P.Morgan

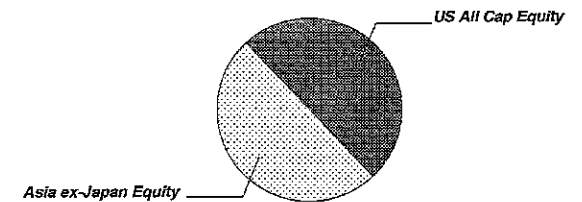


EST OF SIMON BERNSTEIN INHERITED IRA ACCT. M55828004
For the Period 6/1/14 to 6/30/14

Equity Summary

Asset Categories	Beginning Market Value	Ending Market Value	Change In Value	Current Allocation
US All Cap Equity	0.00	24,994.06	24,994.06	14%
Asia ex-Japan Equity	0.00	24,426.59	24,426.59	14%
Total Value	\$0.00	\$49,420.65	\$49,420.65	28%

Asset Categories



Market Value/Cost	Current Period Value
Market Value	49,420.65
Tax Cost	40,954.43
Unrealized Gain/Loss	8,466.22
Estimated Annual Income	549.34
Yield	1.11 %

Equity as a percentage of your portfolio - 28 %

Equity Detail

	Price	Quantity	Value	Adjusted Tax Cost Original Cost	Unrealized Gain/Loss	Est. Annual Inc. Accrued Div.	Yield
US All Cap Equity							
GATEWAY FUND-A 367829-20-7 GATE X	29.48	847.831	24,994.06	20,049.95	4,944.11	339.13	1.36 %

CUR 000429



EST OF SIMON BERNSTEIN INHERITED IRA ACCT. M55828004
For the Period 6/1/14 to 6/30/14

	Price	Quantity	Value	<u>Adjusted Tax Cost</u> <u>Original Cost</u>	Unrealized Gain/Loss	<u>Est. Annual Inc.</u> <u>Accrued Div.</u>	Yield
Asia ex-Japan Equity							
T ROWE PRICE NEW ASIA 77956H-50-0 PRAS X	17.43	1,401.411	24,426.59	20,904.48	3,522.11	210.21	0.86%

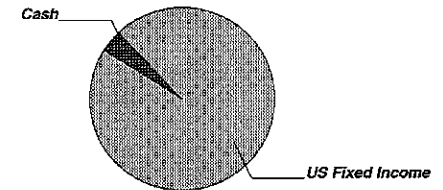


EST OF SIMON BERNSTEIN INHERITED IRA ACCT. M55828004
For the Period 6/1/14 to 6/30/14

Cash & Fixed Income Summary

Asset Categories	Beginning Market Value	Ending Market Value	Change In Value	Current Allocation
Cash	0.00	5,246.60	5,246.60	3%
US Fixed Income	0.00	119,257.46	119,257.46	69%
Total Value	\$0.00	\$124,504.06	\$124,504.06	72%

Asset Categories



Market Value/Cost	Current Period Value
Market Value	124,504.06
Tax Cost	15,949.58
Estimated Annual Income	4,943.87
Yield	3.97%

SUMMARY BY MATURITY

Cash & Fixed Income	Market Value	% of Bond Portfolio
0-6 months ¹	124,504.06	100%

¹ The years indicate the number of years until the bond is scheduled to mature based on the statement end date. Some bonds may be called, or paid in full, before their stated maturity.

SUMMARY BY TYPE

Cash & Fixed Income as a percentage of your portfolio - 72 %

Cash & Fixed Income	Market Value	% of Bond Portfolio
Cash	5,246.60	4%
Mutual Funds	119,257.46	96%
Total Value	\$124,504.06	100%

CUR 000431



EST OF SIMON BERNSTEIN INHERITED IRA ACCT. M55828004
For the Period 6/1/14 to 6/30/14

Note: ¹ This is the Annual Percentage Yield (APY) which is the rate earned if balances remain on deposit for a full year with compounding, there is no change in the interest rate and all interest is left in the account.

** Unrealized Gain/Loss is shown as "N/A" in cases where we do not have appropriate cost information for all tax lots comprising the position. Please contact your J.P. Morgan team for additional information.

Cash & Fixed Income Detail

	Price	Quantity	Value	<u>Adjusted Tax Cost</u> Original Cost	Unrealized Gain/Loss	<u>Est. Annual Income</u> Accrued Interest	Yield
Cash							
US DOLLAR	1.00	5,246.60	5,246.60	5,246.60		0.52	0.01 % ¹
US Fixed Income							
LOOMIS SAYLES FDS I BOND FD RETAIL 543495-83-2	15.85	7,524.13	119,257.46	10,702.98 **	N/A	4,943.35	4.15 %

CUR 000432



EST OF SIMON BERNSTEIN INHERITED IRA ACCT. M55828004
For the Period 6/1/14 to 6/30/14

Portfolio Activity Summary

Transactions	Current Period Value	Year-To-Date Value*
Beginning Cash Balance	0.00	--
INFLOWS		
Income	246.60	246.60
Contributions	14,754.88	14,754.88
Total Inflows	\$15,001.48	\$15,001.48
OUTFLOWS **		
Withdrawals	(9,754.88)	(9,754.88)
Total Outflows	(\$9,754.88)	(\$9,754.88)
Ending Cash Balance	\$5,246.60	--

Securities Transferred In/Out	Current Period Value	Year-To-Date Value*
Securities Transferred In	534,873.60	534,873.60
Securities Transferred Out	(364,510.64)	(364,510.64)

* Year to date information is calculated on a calendar year basis.

** Your account's standing instructions use a HIGH COST method for relieving assets from your position

CUR 000433

J.P.Morgan



EST OF SIMON BERNSTEIN INHERITED IRA ACCT. M55828004
For the Period 6/1/14 to 6/30/14

Portfolio Activity Detail

INFLOWS & OUTFLOWS

Settle Date	Type Selection Method	Description	Quantity Cost	Per Unit Amount	Amount
Income					
6/30	Div Domestic	MORGAN STANLEY TECHNOLOGY ETF @ 0.322615 PER SHARE (ID: 78464A-10-2)	477.000	0.323	153.89
6/30	Div Domestic	SECTOR SPDR TRUST S/B/I-ENERGY @ 0.46353 PER SHARE (ID: 81369Y-50-6)	200.000	0.464	92.71
Total Income					\$246.60
Contributions					
6/23	IRA Cash Transfer	ASSET TRANSFER FROM A/C W32585007			14,754.88
Withdrawals					
6/25	IRA Cash Transfer	ASSET TRANSFER TO A/C W32585007			(9,754.88)

CUR 000434

J.P.Morgan



EST OF SIMON BERNSTEIN INHERITED IRA ACCT. M55828004
For the Period 6/1/14 to 6/30/14

SECURITIES TRANSFERRED IN/OUT

Notes: * Transaction Market Value is representative of the prior trading day's market value. This is for informational purposes only and is not to be used for any financial or tax purposes. The Transaction Market Value shown is in USD.

Settle Date	Type Selection Method	Description	Quantity Cost	Transaction Market Value *
Securities Transferred In				
6/23	IRA NonCashTransfr	ISHARES SILVER TRUST ASSET TRANSFER FROM A/C W32585007 (ID: 46428Q-10-9)	1,289.000 14,574.94	25,818.67
6/23	IRA NonCashTransfr	ISHARES DJ SELECT DIVIDEND INDEX FUND ASSET TRANSFER FROM A/C W32585007 (ID: 464287-16-8)	913.000 32,299.02	70,702.72
6/23	IRA NonCashTransfr	ISHARES IBOX \$ INVESTMENT GRADE CORPORATE BOND FUND ASSET TRANSFER FROM A/C W32585007 (ID: 464287-24-2)	118.000 11,684.92	13,990.08
6/23	IRA NonCashTransfr	1 SHARES S&P LATIN AMERICAN 40 INDEX FUND ASSET TRANSFER FROM A/C W32585007 (ID: 464287-39-0)	463.000 12,587.31	18,121.82
6/23	IRA NonCashTransfr	ISHARES RUSSELL 1000 VALUE INDEX FUND ASSET TRANSFER FROM A/C W32585007 (ID: 464287-59-8)	585.000 27,138.89	59,500.35
6/23	IRA NonCashTransfr	ISHARES CORE U.S. GROWTH ETF ASSET TRANSFER FROM A/C W32585007 (ID: 464287-61-4)	806.000 32,403.66	73,031.66
6/23	IRA NonCashTransfr	MORGAN STANLEY TECHNOLOGY ETF ASSET TRANSFER FROM A/C W32585007 (ID: 78464A-10-2)	477.000 17,877.74	45,286.38
6/23	IRA NonCashTransfr	SECTOR SPDR TRUST S/B/I-ENERGY ASSET TRANSFER FROM A/C W32585007 (ID: 81369Y-50-6)	200.000 15,219.74	20,186.00
6/23	IRA NonCashTransfr	VANGUARD HEALTH CARE ETF ASSET TRANSFER FROM A/C W32585007 (ID: 92204A-50-4)	361.000 16,876.22	40,247.89
6/26	IRA NonCashTransfr	GATEWAY FUND-A ASSET TRANSFER FROM A/C W32585007 AS OF 06/25/14 (ID: 367829-20-7)	844.986 19,983.06	24,884.84
6/26	IRA NonCashTransfr	LOOMIS SAYLES FDS I BOND FD RETAIL ASSET TRANSFER FROM A/C W32585007 AS OF 06/25/14 (ID: 543495-83-2)	7,503.169 10,702.98	118,625.10

CUR 000435



EST OF SIMON BERNSTEIN INHERITED IRA ACCT. M55828004
For the Period 6/1/14 to 6/30/14

Notes: * Transaction Market Value is representative of the prior trading day's market value. This is for informational purposes only and is not to be used for any financial or tax purposes. The Transaction Market Value shown is in USD.

Settle Date	Type Selection Method	Description	Quantity Cost	Transaction Market Value *
Securities Transferred In				
6/26	IRA NonCashTransfr	T ROWE PRICE NEW ASIA ASSET TRANSFER FROM A/C W32585007 AS OF 06/25/14 (ID: 77956H-50-0)	1,401.411 20,904.48	24,062.23
6/30	Receipt of Assets	GATEWAY FUND-A ASSET TRANSFER FROM A/C W32585-0 JPMCBNA ACF S BERNSTEIN-DEC'D IRA RO AS OF 06/26/14 (ID: 367829-20-7)	2.845 66.89	83.84
6/30	Receipt of Assets	LOOMIS SAYLES FDS I BOND FD RETAIL ASSET TRANSFER FROM A/C W32585-0 JPMCBNA ACF S BERNSTEIN-DEC'D IRA RO AS OF 06/26/14 (ID: 543495-83-2)	20.961 0.00	332.02
Total Securities Transferred In				\$534,873.60
Securities Transferred Out				
6/25	IRA NonCashTransfr	ISHARES SILVER TRUST ASSET TRANSFER TO A/C W32585007 (ID: 46428Q-10-9)	(1,289.000) 14,574.94	(25,883.12)
6/25	IRA NonCashTransfr	ISHARES DJ SELECT DIVIDEND INDEX FUND ASSET TRANSFER TO A/C W32585007 (ID: 464287-16-8)	(913.000) 32,299.02	(69,853.63)
6/25	IRA NonCashTransfr	ISHARES IBOX \$ INVESTMENT GRADE CORPORATE BOND FUND ASSET TRANSFER TO A/C W32585007 (ID: 464287-24-2)	(118.000) 11,684.92	(14,047.90)
6/25	IRA NonCashTransfr	I SHARES S&P LATIN AMERICAN 40 INDEX FUND ASSET TRANSFER TO A/C W32585007 (ID: 464287-39-0)	(463.000) 12,587.31	(17,876.43)
6/25	IRA NonCashTransfr	ISHARES RUSSELL 1000 VALUE INDEX FUND ASSET TRANSFER TO A/C W32585007 (ID: 464287-59-8)	(585.000) 27,138.89	(59,049.90)
6/25	IRA NonCashTransfr	ISHARES CORE U.S. GROWTH ETF ASSET TRANSFER TO A/C W32585007 (ID: 464287-61-4)	(806.000) 32,403.66	(72,604.48)

CUR 000436



EST OF SIMON BERNSTEIN INHERITED IRA ACCT. M55828004
For the Period 6/1/14 to 6/30/14

Notes: * Transaction Market Value is representative of the prior trading day's market value. This is for informational purposes only and is not to be used for any financial or tax purposes. The Transaction Market Value shown is in USD.

Settle Date	Type Selection Method	Description	Quantity Cost	Transaction Market Value *
Securities Transferred Out				
6/25	IRA NonCashTransfr	MORGAN STANLEY TECHNOLOGY ETF ASSET TRANSFER TO A/C W32585007 (ID: 78464A-10-2)	(477.000) 17,877.74	(45,310.23)
6/25	IRA NonCashTransfr	SECTOR SPDR TRUST S/B/I-ENERGY ASSET TRANSFER TO A/C W32585007 (ID: 81369Y-50-6)	(200.000) 15,219.74	(19,832.00)
6/25	IRA NonCashTransfr	VANGUARD HEALTH CARE ETF ASSET TRANSFER TO A/C W32585007 (ID: 92204A-50-4)	(361.000) 16,876.22	(40,052.95)
Total Securities Transferred Out				(\$364,510.64)

CUR 000437



For the Period 6/1/14 to 6/30/14

For your convenience we have combined statement(s) for activity you conduct through J.P. Morgan in one package. Below are important disclosures relating to these different accounts. These statements may relate to various account types. Some of the disclosures are applicable to all of your accounts. For ease of reference the disclosures applicable to a particular type of account have been grouped together by descriptive headers.

IMPORTANT GENERAL INFORMATION APPLICABLE TO ALL OF YOUR ACCOUNT(S)

Important Information about Pricing, Valuations, Estimated Annual Income, and Estimated Yield

Market value information (including without limitation, prices, exchange rates, accrued income and bond ratings) furnished herein, some of which has been provided by pricing sources that J.P. Morgan believes to be reliable, is not guaranteed for accuracy but provided for informational purposes and is furnished for the exclusive use of the client.

The current price is the value of the financial asset share, unit or contract as priced at the close of the market on the last day of the statement period or the last available price. All values provided for structured yield deposits (for example, JPMorgan London Time Deposits) reflect the original deposit amount only. The value for Real Estate, Mineral Interests and Miscellaneous Assets may not reflect the most current value of the asset.

Important information regarding Auction Rate Securities (ARS). ARS are debt or preferred securities with an interest or dividend rate reset periodically in an auction. Although there may be daily, weekly and monthly resets, there is no guarantee that there will be liquidity. If there are not enough bids at an auction to redeem the securities available for sale, the result may be a failed auction. In the event of a failed auction, there is no assurance that a secondary market will develop or that the security will trade at par or any other price reflected on statements and online. Accordingly, investors should not rely on pricing information appearing in their statements or online with respect to ARS. When J.P. Morgan is unable to obtain a price from an internal or outside source for a particular ARS, the price column on your statement will indicate "unpriced".

Valuations of over-the-counter derivative transactions, including certain derivatives-related deposit products, have been prepared on a mid-market basis. These valuations are sourced from the various issuers of the securities or they are sourced from a third party valuation provider. J.P. Morgan expressly disclaims any responsibility for (1) the accuracy of the models or estimates used in deriving the valuations, (2) any errors or omissions in computing or disseminating the valuations, and (3) any uses to which the valuations are put. Valuations are provided for information purposes only and are intended solely for your own use. Please refer to the trade confirmation for details of each transaction.

Certain assets, including but not limited to, pooled and private investments, non-publicly traded and infrequently traded securities, derivatives, partnership interests and tangible assets are generally illiquid, the value of such asset may have been provided to us by third parties who may or may not be independent of the issuer or manager. Such information is reflected as of the last date provided to us, and is not independently verified.

In cases where we are unable to obtain a current market value from an internal or outside source for a particular security, the price column on your statement will indicate "unpriced". Although such securities may have value, please note that the value of a security indicated as "unpriced" will not be included in your overall current market value as reflected on the statement.

J.P. Morgan makes no representation, warranty or guarantee, express or implied, that any quoted value represents the actual terms at which securities could be bought or sold or new transactions could be entered into, or the actual terms on which existing transactions or securities could be liquidated. Such values may only be indicative.

When we are unable to obtain a current value from an internal or outside source for a particular security, the price column on your statement will indicate "unpriced".

If a partial call is made with respect to an issue of securities included in your Accounts we will allocate the call by a method we deem fair and equitable.

To the extent applicable, please note the following regarding estimated annual income (EAI) and estimated yield (EY): EAI and EY for certain types of securities could include a return of principal or capital gains in which case the EAI and EY would be overstated. EAI and EY are estimates and the actual income and yield might be lower or higher than the estimated amounts. EY reflects only the income generated by an investment. It does not reflect changes in its price, which may fluctuate.

Offshore Deposits - London and Nassau

CUR 000438

J.P.Morgan



For the Period 6/1/14 to 6/30/14

Deposits in Foreign Branches are not insured by the FDIC or any other Agency of the Federal Government; amounts in such foreign accounts do not have the benefit of any domestic preference applicable to U.S. Banks; certain Foreign accounts are considered reportable to the Internal Revenue Service on a Report of Foreign Bank and Financial Accounts (TD F 90-22.1).

Bank products and services are offered through JPMorgan Chase Bank, N.A. ("JPMCB") and its banking affiliates. Securities are offered by J.P.Morgan Securities LLC ("JPMS") and, to the extent noted below, cleared through J.P. Morgan Clearing Corp. ("JPMCC").

Neither JPMS, nor JPMCC is a bank and are each separate legal entities from its bank or thrift affiliates.

Investment Products: Not FDIC Insured -No Bank Guarantee -May Lose Value

Fund manager disclosure information available upon request

If you have an investment account that is managed by an SEC-Registered Investment Advisor, J.P. Morgan will provide a copy of the advisor's Form ADV II or brochure upon written request.

These statements are not official documents for income tax reporting purposes and should not be relied upon for such purposes, including determination of income, cost basis, amortization or accretion, or gain/loss. Such information, which may be inaccurate, incomplete or subject to updating, should be confirmed with your records and your tax advisor.

Please take the steps indicated below if you think statement(s) are incorrect or contact your J.P.Morgan team if you require additional information about a transaction on your statement(s).

IMPORTANT ADDITIONAL INFORMATION APPLICABLE ONLY TO YOUR ASSET ACCOUNT(S) (LINKED TO JPMS)

Your Asset Account consists of a bank account that custodies assets linked to a brokerage account through which securities transactions are executed. As a result, the Asset Account statement(s) reflect brokerage transactions executed through JPMS but (except for exchange listed options) held in custody at JPMCB. Securities purchased or sold through JPMS in U.S. markets (other than mutual funds) are cleared through an affiliate of JPMS, in non-U.S. markets securities are cleared through JPMS. Positions in exchange-listed options are held by JPMCC. For your convenience, however, positions in exchange-listed options are presented in Asset Account statement(s) together with other assets held in such account(s). All pertinent information about your settled and pending purchases and sales effected through your JPMS account during the period covered by these statement(s), is summarized in the "Trade Activity" portion of the statement(s).

In Case of Other Errors or Questions About Your Asset Account Statement(s)

Please review your statement(s) and promptly report any inaccuracy or discrepancy including possible unauthorized trading activity, unrecorded dividend payments, unaccounted cash positions, improper payments or transfers in writing to both the introducing broker, JPMS and the clearing firm, JPMCC at the addresses shown on your statement(s). Any oral communication should be re-confirmed in writing to further protect your rights, including your rights under the Securities Investor Protection Act (SIPA). If you have any questions please contact your J.P.Morgan team.

In your written communication, please provide the following information: (1) your name and account number; (2) the dollar amount of the suspected error; and (3) a description of the error and explanation, if you can, why you believe there is an error. If you need more information, you must describe the item you are unsure about. We must receive your written communication no later than 30 days after the statement on which the error or problem appeared is sent or made available. If you do not so notify us, you agree that the statement activity and account balance(s) are correct.

JPMCC and JPMS are members of the Securities Investor Protection Corp ("SIPC"), a not-for-profit membership corporation funded by broker-dealers registered with the Securities and Exchange Commission. Securities and cash held for a customer at JPMCC are protected by SIPC up to \$500,000 per customer, which includes up to \$250,000 of protection for cash. SIPC does not protect against losses from fluctuations in the value of the securities. Assets held in custody by JPMCB are not subject to SIPC. You may obtain information about SIPC, including the SIPC Brochure, on their website, at "www.sipc.org" or by contacting them at (202) 371-8300.

In Case of Errors or Questions About Your Electronic Transfers.

000439



For the Period 6/1/14 to 6/30/14

Contact your J.P. Morgan Team at one of the telephone numbers on the front of your statements or write us at J.P. Morgan, 500 Stanton Christiana Road, 1/OPS3, Newark, DE 19713-2107 as soon as you can, if you think your statement is wrong or if you need more information about a transfer on the statement. We must hear from you no later than 60 days after we sent you the FIRST statement on which the error or problem appeared. (1) Tell us your name and account number. (2) Describe the error or the transfer you are unsure about, and explain as clearly as you can why you believe it is an error or why you need more information. (3) Tell us the dollar amount of the suspected error. We will investigate your complaint and will correct any error promptly. If we take more than 10 business days (or 20 business days for new accounts) to do this, we will credit your account for the amount you think is in error, so that you will have the use of the money during the time it takes us to complete our investigation.

In Case of Errors or Questions About Non-Electronic Transfers (Checks or Deposits)

Contact JPMorgan Chase Bank, N.A. ("JPMCB") Member FDIC immediately if a statement is incorrect or if you need more information about any non-electronic transactions (checks or deposits) on this statement. If any such error appears, you must notify the bank in writing as soon as possible after your statement was made available to you. For more complete details, see the applicable account agreements and appendices that govern your account.

Deposit products and services are offered by JPMCB Member FDIC.

You must promptly advise your J.P.Morgan representative of material changes in your investment objectives or financial situation or if you wish to modify the management of your account. Unless you inform otherwise, your J.P.Morgan representative will consider the information currently in its files to be complete and accurate.

With reference to JPMS and JPMCC: A financial statement of this organization is available to you for personal inspection at its offices, or a copy will be mailed to you upon written request.

You should have received (or have made available to you) separate confirmations for each securities transaction. All transactions are subject to the terms and conditions stated on the reverse side of such confirmations and are subject to the constitution, by-laws, customs and interpretations of the marketplace where executed and governed by and construed in accordance with the laws of the State of New York and all applicable federal laws and regulations. Further information with respect to commissions and other charges related to the execution of transactions, including options transactions, has been included in confirmations that were previously furnished or have made available to you. Upon written request, JPMS will promptly supply you with the latest information.

PRODUCT RELATED DISCLOSURE: THE JPMORGAN FUNDS OR THIRD PARTIES

Shares of the funds referenced above are not bank deposits and are not guaranteed by any bank, government entity, or the FDIC. Return and share price will fluctuate and redemption value may be more or less than original cost. While the money market funds seek to maintain a stable net asset value of \$1.00 per share, there is no assurance that they will continue to do so. The estimated annual income and dividend yield figures for mutual funds represent the funds' most recent income dividend annualized.

Prospectuses and other fund information for JPMorgan funds may be obtained by calling your J.P. Morgan team or JPMorgan Distribution Services, Inc. at (800) 480-4111. You also may view and order materials online for JPMorgan funds at www.jpmorganfunds.com.

J.P. Morgan affiliates may receive compensation from the JPMorgan funds for providing investment advisory services to the funds. J.P. Morgan affiliates may also provide administrative, custodial, sales, distribution, shareholder or other services to the JPMorgan Funds or funds established, sponsored, advised, or managed by third parties, and J.P. Morgan affiliates may be compensated for such services as allowed by applicable law. The distributor of the JPMorgan Funds is JPMorgan Distribution Services, Inc., which is an affiliate of JPMCB.

Assets may be reflected herein even though they may be held by a third party unaffiliated with J.P. Morgan. In such cases, unless J.P. Morgan otherwise agrees, J.P. Morgan has no responsibility for the verification, valuation, safekeeping or management of those assets.

CUR 000440

J.P.Morgan



JPMorgan Chase Bank, N.A.
 Michigan/Florida Markets
 P O Box 658754
 San Antonio, TX 78265-9754

Primary Account: 000000478018083

For the Period 3/1/14 to 3/31/14

J.P. Morgan Team

John C Hawkins (800) 576-0938
 Stephen Porter
 For assistance after business hours, 7 days a week. (800) 576-6209
 Deaf and Hard of Hearing (800) 242-7383
 Online access: www.jpmorganonline.com

00000030 DPB 021 161 09114 NNNNNNNNNNN T 1 000000000 60 0000
 SIMON L BERNSTEIN TRUST AGREEMENT,
 ROBERT L SPALLINA AND DONALD R
 TESCHER TRUSTEES
 4855 TECHNOLOGY WAY
 SUITE 720
 BOCA RATON FL 33431-3351



JPMorgan Classic Business Checking

Checking Account Summary	Instances	Amount
Beginning Balance		30,177.17
Ending Balance	0	\$30,177.17

Please note this account had no activity during this statement period. The date of last activity for this account was 01/15/14.

CUR 000442

J.P.Morgan

1006300100490512160

##XXH1768DPCSTM

07031405000015346

Statement of Account

Last statement: June 05, 2014
 This statement: July 03, 2014
 Total days in statement period: 28

500-001534-6

Direct inquiries to:
 561 750-0075

ESTATE OF SIMON L BERNSTEIN
 BENJAMIN P BROWN, CURATOR
 MATWICZYK & BROWN, LLP
 625 N FLAGLER DR SUITE 401
 WEST PALM BEACH FL 33401

Sabadell United Bank, N.A.
 1801 North Military Trail
 Boca Raton, FL 33431-6395

1

Summary of Account Balance

Account	Number	Ending Balance
Non Personal Int Checking	500-001534-6	\$11,732.05

Non Personal Int Checking

Account number
 500-001534-6

1 Enclosure

Beginning balance	\$18,917.79		
Interest paid year to date	\$5.20		
Total additions	\$1.16	Total subtractions	\$-7,186.90

Number	Date	Amount	Control
501	06-19	7,186.90	000001000007638

Date	Description	Control number	Additions	Subtractions
07-03	#Interest	000000000000000	1.16	

Daily balances					
Date	Amount	Date	Amount	Date	Amount
06-05	18,917.79	06-19	11,730.89	07-03	11,732.05



Statement of Account

Last statement: April 18, 2014
 This statement: May 05, 2014
 Total days in statement period: 18

500-001534-6

Direct inquiries to:
 561 750-0075

ESTATE OF SIMON L BERNSTEIN
 BENJAMIN P BROWN, CURATOR
 MATWICZYK & BROWN, LLP
 625 N FLAGLER DR SUITE 401
 WEST PALM BEACH FL 33401

Sabadell United Bank, N.A.
 1801 North Military Trail
 Boca Raton, FL 33431-6395

0

Summary of Account Balance

Account	Number	Ending Balance
Non Personal Int Checking	500-001534-6	\$29,284.12

Non Personal Int Checking

Account number
 500-001534-6

Beginning balance	\$0.00		
Interest paid year to date	\$1.81		
Total additions	\$29,284.12	Total subtractions	\$-0.00

Date	Description	Additions	Subtractions
04-21	#Deposit	29,282.31	
05-05	#Interest	1.81	

Daily balances

Date	Amount	Date	Amount	Date	Amount
04-21	29,282.31	05-05	29,284.12		



Statement of Account

Last statement: May 05, 2014
 This statement: June 05, 2014
 Total days in statement period: 31

500-001534-6

Direct inquiries to:
 561 750-0075

ESTATE OF SIMON L BERNSTEIN
 BENJAMIN P BROWN, CURATOR
 MATWICZYK & BROWN, LLP
 625 N FLAGLER DR SUITE 401
 WEST PALM BEACH FL 33401

Sabadell United Bank, N.A.
 1801 North Military Trail
 Boca Raton, FL 33431-6395

Summary of Account Balance

Account	Number	Ending Balance
Non Personal Int Checking	500-001534-6	\$18,917.79

Non Personal Int Checking

Account number 500-001534-6	Beginning balance	\$29,284.12			
	Interest paid year to date	\$4.04			
2 Enclosures	Total additions	\$2.23	Total subtractions	\$10,368.56	

Number	Date	Amount	Number	Date	Amount
326221	05-21	1,886.94	326222	05-16	8,481.62

Date	Description	Additions	Subtractions
06-05	#Interest	2.23	

Daily balances

Date	Amount	Date	Amount
05-05	29,284.12	05-21	18,915.56
05-16	20,802.50	06-05	18,917.79



Statement of Account

Last statement: March 05, 2014
 This statement: April 04, 2014
 Total days in statement period: 30

500-001717-6

Direct inquiries to:
 561 750-0075

Sabadell United Bank, N.A.
 1801 North Military Trail
 Boca Raton, FL 33431-6395

ESTATE OF SIMON L BERNSTEIN
 ROBERT L SPALLINA & DONALD R TESCHER CO-
 PERSONAL REPRESENTATIVES
 C/O TESCHER & SPALLINA
 925 S FEDERAL HWY SUITE 500
 BOCA RATON FL 33432

0

Summary of Account Balance

Account	Number	Ending Balance
Non Personal Int Checking	500-001717-6	\$29,280.39

Non Personal Int Checking

Account number
 500-001717-6

Beginning balance	\$29,276.78		
Interest paid year to date	\$13.88		
Total additions	\$3.61	Total subtractions	\$0.00

Date	Description	Additions	Subtractions
04-04	#Interest	3.61	

Daily balances

Date	Amount	Date	Amount	Date	Amount
03-05	29,276.78	04-04	29,280.39		



Statement of Account

Last statement: February 05, 2014
 This statement: March 05, 2014
 Total days in statement period: 28

500-001717-6

Direct inquiries to:
 561 750-0075

Sabadell United Bank, N.A.
 1801 North Military Trail
 Boca Raton, FL 33431-6395

ESTATE OF SIMON L BERNSTEIN
 ROBERT L SPALLINA & DONALD R TESCHER CO-
 PERSONAL REPRESENTATIVES
 C/O TESCHER & SPALLINA
 925 S FEDERAL HWY SUITE 500
 BOCA RATON FL 33432

0

Summary of Account Balance

Account	Number	Ending Balance
Non Personal Int Checking	500-001717-6	\$29,276.78

Non Personal Int Checking

Account number
 500-001717-6

Beginning balance	\$29,273.41		
Interest paid year to date	\$10.27		
Total additions	\$3.37	Total subtractions	\$-0.00

Date	Description	Additions	Subtractions
03-05	#Interest	3.37	

Daily balances

Date	Amount	Date	Amount	Date	Amount
02-05	29,273.41	03-05	29,276.78		

#XXH17680PCSTM

11051205000017176

Statement of Account

Last statement: October 12, 2012
 This statement: November 05, 2012
 Total days in statement period: 25

500-001717-6

Direct inquiries to:
 561 750-0075

ESTATE OF SIMON L. BERNSTEIN
 ROBERT L. SPALLINA & DONALD R. TESCHER CO-
 PERSONAL REPRESENTATIVES
 C/O TESCHER & SPALLINA
 4855 TECHNOLOGY WAY SUITE 720
 BOCA RATON FL 33431

Sabadell United Bank, N.A.
 1801 North Military Trail
 Boca Raton, FL 33431-6395

1

Summary of Account Balance

Account	Number	Ending Balance
Non Personal Int Checking	500-001717-6	\$8,822.90

Non Personal Int Checking

Account number
 500-001717-6

1 Enclosure

Beginning balance	\$0.00		
Interest paid year to date	\$2.40		
Total additions	\$15,271.45	Total subtractions	\$-6,448.55

Number	Date	Amount	Control
282490	11-02	6,448.55	00000008002084

Date	Description	Control number	Additions	Subtractions
10-12	#Funds Trsfr-Credit TRANSFER FROM DEPOSIT ACCOUNT 0100009414	206001012120431	15,062.42	
11-02	#Deposit	00000008002079	206.63	
11-05	#Interest	00000000000000	2.40	

Daily balances					
Date	Amount	Date	Amount	Date	Amount
10-12	15,062.42	11-02	8,820.50	11-05	8,822.90

#00X1768DPCSTM

12051205000017176

Statement of Account

Last statement: November 05, 2012
 This statement: December 05, 2012
 Total days in statement period: 30

500-001717-6

Direct inquiries to:
 561 750-0075

ESTATE OF SIMON L BERNSTEIN
 ROBERT L SPALLINA & DONALD R TESCHER CO-
 PERSONAL REPRESENTATIVES
 C/O TESCHER & SPALLINA
 4855 TECHNOLOGY WAY SUITE 720
 BOCA RATON FL 33431

Sabade11 United Bank, N.A.
 1801 North Military Trail
 Boca Raton, FL 33431-6395

1

Summary of Account Balance

Account	Number	Ending Balance
Non Personal Int Checking	500-001717-6	\$7,961.65

Non Personal Int Checking

Account number 500-001717-6
 1 Enclosure
 Beginning balance \$8,822.90
 Interest paid year to date \$4.09
 Total additions \$1.69 Total subtractions \$-862.94

Number	Date	Amount	Control		
262491	11-14	862.94	000000008001949		
Date	Description	Control number	Additions	Subtractions	
12-05	*Interest	000000000000000	1.69		
Daily balances					
Date	Amount	Date	Amount	Date	Amount
11-05	8,822.90	11-14	7,959.96	12-05	7,961.65

##XCH17680PCSTM

01041305000017176

Statement of Account

Last statement: December 05, 2012
 This statement: January 04, 2013
 Total days in statement period: 30

500-001717-6

Direct inquiries to:
 561 750-0075

ESTATE OF SIMON L BERNSTEIN
 ROBERT L SPALLINA & DONALD R TESCHER CO-
 PERSONAL REPRESENTATIVES
 C/O TESCHER & SPALLINA
 4855 TECHNOLOGY WAY SUITE 720
 BOCA RATON FL 33431

Sabadell United Bank, N.A.
 1801 North Military Trail
 Boca Raton, FL 33431-6395

1

Summary of Account Balance

Account	Number	Ending Balance
Non Personal Int Checking	500-001717-6	\$2,086.20

Non Personal Int Checking

Account number
 500-001717-6

Beginning balance	\$7,961.65
Interest paid year to date	\$0.75
Total additions	\$0.75
Total subtractions	\$-5,876.20

1 Enclosure

Number	Date	Amount	Control
282492	12-14	5,876.20	00000008001131

Date	Description	Control number	Additions	subtractions
01-04	#Interest	00000000000000	.75	

Daily balances					
Date	Amount	Date	Amount	Date	Amount
12-05	7,961.65	12-14	2,085.45	01-04	2,086.20

##XXH1768DPCSTM

02051305000017176

Statement of Account

Last statement: January 04, 2013
 This statement: February 05, 2013
 Total days in statement period: 32

500-001717-6

Direct inquiries to:
 561 750-0075

ESTATE OF SIMON L BERNSTEIN
 ROBERT L SPALLINA & DONALD R TESCHER CO-
 PERSONAL REPRESENTATIVES
 C/O TESCHER & SPALLINA
 4855 TECHNOLOGY WAY SUITE 720
 BOCA RATON FL 33431

Sabadell United Bank, N.A.
 1801 North Military Trail
 BOCA RATON, FL 33431-6395

0

Summary of Account Balance

Account	Number	Ending Balance
Non Personal Int Checking	500-001717-6	\$53,261.23

Non Personal Int Checking

Account number
 500-001717-6

Beginning balance	\$2,086.20		
Interest paid year to date	\$6.45		
Total additions	\$51,175.03	Total subtractions	\$-0.00

Date	Description	Control number	Additions	Subtractions
01-18	#Deposit	000000008001815	50,800.08	
01-25	#Deposit	000000008001197	368.25	
02-05	#Interest	000000000000000	5.70	

Daily balances					
Date	Amount	Date	Amount	Date	Amount
01-04	2,086.20	01-25	53,255.53		
01-18	52,886.28	02-05	53,261.23		

##XXH1768DPCSTM

03051305000017176

Statement of Account

Last statement: February 05, 2013
 This statement: March 05, 2013
 Total days in statement period: 28

500-001717-6

Direct inquiries to:
 561 750-0075

ESTATE OF SIMON L BERNSTEIN
 ROBERT L SPALLINA & DONALD R TESCHER CO-
 PERSONAL REPRESENTATIVES
 C/O TESCHER & SPALLINA
 4855 TECHNOLOGY WAY SUITE 720
 BOCA RATON FL 33431

Sabadell United Bank, N.A.
 1801 North Military Trail
 Boca Raton, FL 33431-6395

2

Summary of Account Balance

Account	Number	Ending Balance
Non Personal Int Checking	500-001717-6	\$29,402.57

Non Personal Int Checking

Account number 500-001717-6	Beginning balance	\$53,261.23		
	Interest paid year to date	\$14.06		
2 Enclosures	Total additions	\$4,367.61	Total subtractions	\$-28,226.27

Number	Date	Amount	Control
501	02-15	23,226.27	000000008001440
502	03-05	5,000.00	000001000001923

Date	Description	Control number	Additions	Subtractions
02-15	#Deposit	000000008001436	4,360.00	
03-05	#Interest	000000000000000	7.61	

Daily balances		Date	Amount	Date	Amount
Date	Amount				
02-05	53,261.23	02-15	34,394.96	03-05	29,402.57

##XXH17680PCSTM

040513D5000017176

Statement of Account

Last statement: March 05, 2013
 This statement: April 05, 2013
 Total days in statement period: 31

500-001717-6

Direct inquiries to:
 561 750-0075

ESTATE OF SIMON L BERNSTEIN
 ROBERT L SPALLINA & DONALD R TESCHER CO-
 PERSONAL REPRESENTATIVES
 C/O TESCHER & SPALLINA
 4835 TECHNOLOGY WAY SUITE 720
 BOCA RATON FL 33431

Sabade'll United Bank, N.A.
 1801 North Military Trail
 Boca Raton, FL 33431-6295

0

Summary of Account Balance

Account	Number	Ending Balance
Non Personal Int Checking	500-001717-6	\$29,408.81

Non Personal Int Checking

Account number
 500-001717-6

Beginning balance	\$29,402.57		
Interest paid year to date	\$20.30		
Total additions	\$6.24	Total subtractions	\$-0.00

Date	Description	Control number	Additions	Subtractions
04-05	#Interest	0000000000000000	6.24	

Daily balances					
Date	AMOUNT	Date	AMOUNT	Date	Amount
03-05	29,402.57	04-05	29,408.81		

##XXH17680PCSTM

05031305000017176

Statement of Account

Last statement: April 05, 2013
 This statement: May 03, 2013
 Total days in statement period: 28

500-001717-6

Direct inquiries to:
 561.750-0075

ESTATE OF SIMON L BERNSTEIN
 ROBERT L SPALLINA & DONALD R TESCHER CO-
 PERSONAL REPRESENTATIVES
 C/O TESCHER & SPALLINA
 4855 TECHNOLOGY WAY SUITE 720
 BOCA RATON FL 33431

Sabade11 United Bank, N.A.
 1801 North Military Trail
 Boca Raton, FL 33431-6395

0

Summary of Account Balance

Account	Number	Ending Balance
Non Personal Int Checking	500-001717-6	\$29,413.73

Non Personal Int Checking

Account number
 500-001717-6

Beginning balance	\$29,408.81		
Interest paid year to date	\$25.22		
Total additions	\$4.92	Total subtractions	\$-0.00

Date	Description	Control number	Additions	Subtractions
05-03	#Interest	0000000000000000	4.92	

Daily balances					
Date	Amount	Date	Amount	Date	Amount
04-05	29,408.81	05-03	29,413.73		

##XXH1768DPCSTM

06051305000017176

Statement of Account

Last statement: May 03, 2013
 This statement: June 05, 2013
 Total days in statement period: 33

500-001717-6

Direct inquiries to:
 561 750-0075

ESTATE OF SIMON L BERNSTEIN
 ROBERT L SPALLINA & DONALD R TESCHER CO-
 PERSONAL REPRESENTATIVES
 C/O TESCHER & SPALLINA
 4855 TECHNOLOGY WAY SUITE 720
 BOCA RATON FL 33431

Sabade11 United Bank, N.A.
 1801 North Military Trail
 Boca Raton, FL 33431-6395

1

Summary of Account Balance

Account	Number	Ending Balance
Non Personal Int Checking	500-001717-6	\$29,180.22

Non Personal Int Checking

Account number
 500-001717-6

1 Enclosure

Beginning balance	\$29,413.73			
Interest paid year to date	\$29.21			
Total additions	\$3.99	Total subtractions	\$-237.50	

Number	Date	Amount	Control
503	06-05	237.50	000001000005606

Date	Description	Control number	Additions	Subtractions
06-05	#Interest	000000000000000	3.99	

Daily balances					
Date	Amount	Date	Amount	Date	Amount
05-03	29,413.73	06-05	29,180.22		

##XXH1768DPCSTM

07051305000017176

Statement of Account

Last statement: June 05, 2013
 This statement: July 05, 2013
 Total days in statement period: 30

500-001717-6

Direct inquiries to:
 561 750-0075

ESTATE OF SIMON L BERNSTEIN
 ROBERT L SPALLINA & DONALD R TESCHER CO-
 PERSONAL REPRESENTATIVES
 C/O TESCHER & SPALLINA
 4855 TECHNOLOGY WAY SUITE 720
 BOCA RATON FL 33431

Sabadell United Bank, N.A.
 1801 North Military Trail
 Boca Raton, FL 33431-6395

3

Summary of Account Balance

Account	Number	Ending Balance
Non Personal Int Checking	500-001717-6	\$5,083.46

Non Personal Int Checking

Account number
 500-001717-6

Beginning balance	\$29,180.22
Interest paid year to date	\$31.68
Total additions	\$2.47
Total subtractions	\$-24,099.23

3 Enclosures

Number	Date	Amount	Control
504	06-17	3,797.50	000001000311504
505	06-26	20,000.00	000000016000008
506	07-01	301.73	000000016000156

Date	Description	Control number	Additions	Subtractions
07-05	*Interest	000000000000000	2.47	

Daily balances		Date	Amount	Date	Amount
Date	Amount				
06-05	29,180.22	06-26	5,382.72	07-05	5,083.46
06-17	25,382.72	07-01	5,080.99		

##XXH1768DPCSTM

08051305000017176

Statement of Account

Last statement: July 05, 2013
 This statement: August 05, 2013
 Total days in statement period: 31

500-001717-6

Direct inquiries to:
 561 750-0075

ESTATE OF SIMON L BERNSTEIN
 ROBERT L SPALLINA & DONALD R TESCHER CO-
 PERSONAL REPRESENTATIVES
 C/O TESCHER & SPALLINA
 4855 TECHNOLOGY WAY SUITE 720
 BOCA RATON FL 33431

Sabadell United Bank, N.A.
 1801 North Military Trail
 Boca Raton, FL 33431-6395

0

Summary of Account Balance

Account	Number	Ending Balance
Non Personal Int Checking	500-001717-6	\$5,084.11

Non Personal Int Checking

Account number
 500-001717-6

Beginning balance	\$5,083.46		
Interest paid year to date	\$32.33		
Total additions	\$0.25	Total subtractions	\$-0.00

Date	Description	Control number	Additions	Subtractions
08-05	#Interest	0000000000000000	.65	

Daily balances					
Date	Amount	Date	Amount	Date	Amount
07-05	5,083.46	08-05	5,084.11		

#>X1768DPCSTM

09051305000017176

Statement of Account

Last statement: August 05, 2013
 This statement: September 05, 2013
 Total days in statement period: 31

500-001717-6

Direct inquiries to:
 561 750-0075

ESTATE OF SIMON L BERNSTEIN
 ROBERT L SPALLINA & DONALD R TESCHER CO-
 PERSONAL REPRESENTATIVES
 C/O TESCHER & SPALLINA
 4855 TECHNOLOGY WAY SUITE 720
 BOCA RATON FL 33431

Sabade11 United Bank, N.A.
 1801 North Military Trail
 Boca Raton, FL 33431-6395

0

Summary of Account Balance

Account	Number	Ending Balance
Non Personal Int Checking	500-001717-6	\$5,084.76
PURCHASING A NEW HOME? THINKING OF REFINANCING? OUR MORTGAGE EXPERTS CAN HELP YOU FIND A HOME LOAN TO MEET YOUR NEEDS. CALL 305-424-4745 TO GET A QUOTE TODAY.		

Non Personal Int checking

Account number
 500-001717-6

Beginning balance	\$5,084.11		
Interest paid year to date	\$32.98		
Total additions	\$0.65	Total subtractions	\$-0.00

Date	Description	Control number	Additions	Subtractions
09-05	#Interest	00000000000000	.65	

Daily balances					
Date	Amount	Date	Amount	Date	Amount
08-05	\$,084.11	09-05	\$,084.76		

##XXH1768DPCSTM

10041305000017176

Statement of Account

Last statement: September 05, 2013
 This statement: October 04, 2013
 Total days in statement period: 29

500-001717-6

Direct inquiries to:
 561 750-0075

ESTATE OF SIMON L BERNSTEIN
 ROBERT L SPALLINA & DONALD R TESCHER CO-
 PERSONAL REPRESENTATIVES
 C/O TESCHER & SPALLINA
 4655 TECHNOLOGY WAY SUITE 720
 BOCA RATON FL 33431

Sabadell United Bank, N.A.
 1801 North Military Trail
 Boca Raton, FL 33431-6395

1

Summary of Account Balance

Account	Number	Ending Balance
Non Personal Int Checking	500-001717-6	\$11,322.57

PURCHASING A NEW HOME? THINKING OF REFINANCING? OUR MORTGAGE EXPERTS
 CAN HELP YOU FIND A HOME LOAN TO MEET YOUR NEEDS. CALL 305-424-4745
 TO GET A QUOTE TODAY.

Non Personal Int Checking

Account number
 500-001717-6

1 Enclosure

Beginning balance	\$5,084.76		
Interest paid year to date	\$33.79		
Total additions	\$7,685.81	Total subtractions	\$-1,448.00

Number	Date	Amount	Control
507	09-23	1,448.00	000001000010463

Date	Description	Control number	Additions	Subtractions
09-25	#Deposit	00000016000154	7,685.00	
10-04	#Interest	00000000000000	.81	

Daily balances					
Date	Amount	Date	Amount	Date	Amount
09-05	5,084.76	09-25	11,321.76		
09-23	3,636.76	10-04	11,322.57		

#XXH1768DPCSTM

11051305000017176

Statement of Account

Last statement: October 04, 2013
 This statement: November 05, 2013
 Total days in statement period: 32

500-001717-6

Direct inquiries to:
 561 750-0075

ESTATE OF SIMON L BERNSTEIN
 ROBERT L SPALLINA & DONALD R TESCHER CO-
 PERSONAL REPRESENTATIVES
 C/O TESCHER & SPALLINA
 4855 TECHNOLOGY WAY SUITE 720
 BOCA RATON FL 33431

Sabadell United Bank, N.A.
 1801 North Military Trail
 Boca Raton, FL 33431-6395

0

Summary of Account Balance

Account	Number	Ending Balance
Non Personal Int Checking	500-001717-6	\$11,324.06

Non Personal Int checking

Account number
 500-001717-6

Beginning balance	\$11,322.57		
Interest paid year to date	\$35.28		
Total additions	\$1.49	Total subtractions	\$-0.00

Date	Description	Control number	Additions	Subtractions
11-05	#Interest	000000000000000	1.49	

Daily balances					
Date	Amount	Date	Amount	Date	Amount
10-04	11,322.57	11-05	11,324.06		

##X0H1768DPCSTM

12051305000017176

Statement of Account

Last statement: November 05, 2013
 This statement: December 05, 2013
 Total days in statement period: 30

500-001717-6

Direct inquiries to:
 561 750-0075

ESTATE OF SIMON L BERNSTEIN
 ROBERT L SPALLINA & DONALD R TESCHER CO-
 PERSONAL REPRESENTATIVES
 C/O TESCHER & SPALLINA
 4855 TECHNOLOGY WAY SUITE 720
 BOCA RATON FL 33431

Sabadell United Bank, N.A.
 1001 North Military Trail
 Boca Raton, FL 33431-6395

1

Summary of Account Balance

Account	Number	Ending Balance
Non Personal Int Checking	500-001717-6	\$10,512.51

Non Personal Int Checking

Account number
 500-001717-6

beginning balance	\$11,324.06			
Interest paid year to date	\$36.68			
Total additions	\$241.45	Total subtractions	\$-1,053.00	

1 Enclosure

Number	Date	Amount	Control
508	12-03	1,053.00	000001000007495

Date	Description	Control number	Additions	Subtractions
11-20	#Deposit	00000016000010	240.05	
12-05	#Interest	00000000000000	1.40	

Daily balances					
Date	Amount	Date	Amount	Date	Amount
11-05	11,324.06	12-03	10,511.11		
11-20	11,564.11	12-05	10,512.51		

##XXH1768DPCSTM

01031405000017176

Statement of Account

Last statement: December 05, 2013
 This statement: January 03, 2014
 Total days in statement period: 29

500-001717-6

Direct inquiries to:
 561 750-0075

ESTATE OF SIMON L BERNSTEIN
 ROBERT L SPALLINA & DONALD R TESCHER CO-
 PERSONAL REPRESENTATIVES
 C/O TESCHER & SPALLINA
 4855 TECHNOLOGY WAY SUITE 720
 BOCA RATON FL 33431

Sabadell United Bank, N.A.
 1801 North Military Trail
 Boca Raton, FL 33431-6396

2

Summary of Account Balance

Account	Number	Ending Balance
Non Personal Int Checking	500-001717-6	\$29,269.44

Non Personal Int Checking

Account number
 500-001717-6

2 Enclosures

Beginning balance	\$10,512.51		
Interest paid year to date	\$2.93		
Total additions	\$30,002.93	Total subtractions	\$-11,246.00

Number	Date	Amount	Control
509	01-03	2,446.00	000001000001053
510	12-27	8,800.00	000000016000064

Date	Description	Control number	Additions	Subtractions
12-18	#Deposit	000000016000136	30,000.00	
01-03	#Interest	000000000000000	2.93	

Daily balances					
Date	Amount	Date	Amount	Date	Amount
12-05	10,512.51	12-27	31,712.51		
12-18	40,512.51	01-03	29,269.44		

##>>H1768DFCSTM

02051405000017176

Statement of Account

Last statement: January 03, 2014
 This statement: February 05, 2014
 Total days in statement period: 33

500-001717-6

Direct inquiries to:
 561 750-0075

ESTATE OF SIMON L BERNSTEIN
 ROBERT L SPALLINA & DONALD R TESCHER CO-
 PERSONAL REPRESENTATIVES
 C/O TESCHER & SPALLINA
 4855 TECHNOLOGY WAY SUITE 720
 BOCA RATON FL 33431

Sabadell United Bank, N.A.
 1801 North Military Trail
 Boca Raton, FL 33431-6395

0

Summary of Account Balance

Account	Number	Ending Balance
Non Personal Int Checking	500-001717-6	\$29,273.41

Non Personal Int Checking

Account number
 500-001717-6

Beginning balance	\$29,269.44		
Interest paid year to date	\$6.90		
Total additions	\$3.97	Total subtractions	\$-0.00

Date	Description	Control number	Additions	Subtractions
02-05	#Interest	00000000000000	3.97	

Daily balances					
Date	Amount	Date	Amount	Date	Amount
01-03	29,269.44	02-05	29,273.41		

##XXH1768EPCSTM

03051405000017176

Statement of Account

Last statement: February 05, 2014
 This statement: March 05, 2014
 Total days in statement period: 28

500-001717-6

Direct inquiries to:
 561 750-0075

ESTATE OF SIMON L BERNSTEIN
 ROBERT L SPALLINA & DONALD R TESCHER CO-
 PERSONAL REPRESENTATIVES
 C/O TESCHER & SPALLINA
 925 S FEDERAL HWY SUITE 500
 BOCA RATON FL 33432

Sabade11 United Bank, N.A.
 1801 North Military Trail
 Boca Raton, FL 33431-6395

0

Summary of Account Balance

Account	Number	Ending Balance
Non Personal Int Checking	500-001717-6	\$29,276.78

Non Personal Int Checking

Account number
 500-001717-6

Beginning balance	\$29,273.41		
Interest paid year to date	\$10.27		
Total additions	\$3.37	Total subtractions	\$-0.00

Date	Description	Control number	Additions	Subtractions
03-05	#Interest	00000000000000	3.37	

Daily balances					
Date	Amount	Date	Amount	Date	Amount
02-05	29,273.41	03-05	29,276.78		

#>XH1768DPCSTM

D4041405000017176

Statement of Account

Last statement: March 05, 2014
 This statement: April 04, 2014
 Total days in statement period: 30

500-001717-6

Direct inquiries to:
 561 750-0075

ESTATE OF SIMON L BERNSTEIN
 ROBERT L SPALLINA & DONALD R TESCHER CO-
 PERSONAL REPRESENTATIVES
 C/O TESCHER & SPALLINA
 925 S FEDERAL HWY SUITE 500
 BOCA RATON FL 33432

Sabadell United Bank, N.A.
 1801 North Military Trail
 Boca Raton, FL 33431-6395

0

Summary of Account Balance

Account	Number	Ending Balance
Non Personal Int Checking	500-001717-6	\$29,280.39

Non Personal Int Checking

Account number
 500-001717-6

Beginning balance	\$29,276.78		
Interest paid year to date	\$13.88		
Total additions	\$3.61	Total subtractions	\$-0.00

Date	Description	Control number	Additions	Subtractions
04-04	*Interest	00000000000000	3.61	

Daily balances					
Date	Amount	Date	Amount	Date	Amount
03-05	29,276.78	04-04	29,280.39		

#XXH1768DPCSTM

05051405000017176

Statement of Account

Last statement: April 04, 2014
 This statement: May 05, 2014
 Total days in statement period: 31

500-001717-6

Direct inquiries to:
 561 750-0075

ESTATE OF SIMON L. BERNSTEIN
 ROBERT L. SPALLINA & DONALD R. TESCHER CO-
 PERSONAL REPRESENTATIVES
 C/O TESCHER & SPALLINA
 925 S FEDERAL HWY SUITE 500
 BOCA RATON FL 33432

Sabade'll United Bank, N.A.
 1801 North Military Trail
 BOCA RATON, FL 33431-6395

1

summary of Account Balance

Account	Number	Ending Balance
Non Personal Int Checking **	500-001717-6	\$0.00
** Closed Account - Final statement		

Non Personal Int Checking

Account number
 500-001717-6

1 Enclosure

Beginning balance	\$29,280.39				
Interest paid year to date	\$15.80				
Total additions	\$1.92	Total subtractions		\$-29,282.31	
Date	Description	Control number	Additions	Subtractions	
04-21	*Closing Interest	042100215141431	1.92		
04-21	TLR 215 BR 22				
04-21	Debit Memo	000000017000156		-29,282.31	
Daily balances					
Date	Amount	Date	Amount	Date	Amount
04-04	29,280.39	04-21	0.00		

SIMON BERNSTEIN
C/O ARBITRAGE INT'L MARKETING
950 PENINSULA CORPORATE CIR STE 3010
BOCA RATON FL 33487-1387



For the Period 3/1/14 to 3/31/14

Account Summary

	Account Number	Beginning Net Market Value	Ending Net Market Value	Change In Value	Start on Page
Investment Account(s)					
S BERNSTEIN - DEC'D TOD S BERNSTEIN	W32578002 ¹	0.00	0.00	0.00	4
S BERNSTEIN - DEC'D TOD S BERNSTEIN	24208956 ²	0.00	0.00	0.00	5
JPMCBNA ACF S BERNSTEIN-DEC'D IRA RO	W32569007 ¹	528,016.02	530,839.65	2,823.63	6
Total Value		\$528,016.02	\$530,839.65	\$2,823.63	

This account summary is provided for informational purposes and includes assets at different entities.

(1) Assets held at JPMorgan Chase Bank, N.A., member Federal Deposit Insurance Corporation ("FDIC"), except for exchange-listed options, which are held at JPMorgan Clearing Corporation ("JPMCC"). The Asset Account Statement reflects brokerage transactions executed through J.P. Morgan Securities LLC ("JPMS"), see "Portfolio Activity Detail". Equity securities, fixed income securities, and listed options transactions are generally cleared through JPMCC, a wholly owned subsidiary of JPMS. Please see "Additional Information About Your Accounts" at the end of the Asset Account Statement.

(2) Assets held in Margin Account at JPMCC, member Financial Regulatory Authority ("FINRA") and Securities Investor Protection Corporation ("SIPC"). The Margin Account Statement reflects brokerage transactions executed by JPMS, see "Portfolio Activity Detail". Such transactions are cleared and carried through JPMCC.

Please see disclosures located at the end of this statement package for important information relating to each J.P. Morgan account(s).

Client News

J.P. Morgan Securities LLC's (JPMS LLC) and J.P. Morgan Clearing Corp.'s (JPMCC) Net Capital and Net Capital Requirements

At December 31, 2013, JPMS LLC's net capital of \$12.8 billion exceeded the minimum regulatory net capital requirement of \$2.0 billion by \$10.8 billion. JPMCC's net capital of \$7.1 billion was approximately 7.6% of aggregate debit items and exceeded the minimum regulatory net capital requirement of \$1.8 billion by \$5.3 billion.

Complete copies of JPMS LLC's and JPMCC's individual audited Statement of Financial Condition may be obtained, at no cost, by accessing:

<http://investor.shareholder.com/jpmorganchase/financial-condition.cfm>

Additionally, you may call 1-866-573-1300 to request a hard copy of the statement.

000000277.15.0.16.00001.BERNSTG7.20140402

Consolidated Statement Page 1

J.P.Morgan

CUR 000470

THIS PAGE INTENTIONALLY LEFT BLANK



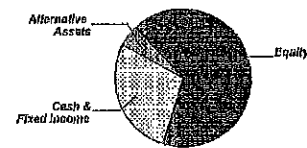
For the Period 3/1/14 to 3/31/14

Consolidated Summary

INVESTMENT ACCOUNTS

Asset Allocation	Beginning Market Value	Ending Market Value	Change In Value	Estimated Annual Income	Current Allocation
Equity	355,422.77	357,876.57	2,453.80	6,400.85	67%
Alternative Assets	28,231.15	24,642.56	(1,688.59)		5%
Cash & Fixed Income	146,382.10	146,220.51	1,658.41	5,658.74	28%
Market Value	\$628,016.02	\$530,639.64	\$2,623.62	\$12,058.69	100%
Accruals	0.00	0.01	0.01		
Market Value with Accruals	\$628,016.02	\$530,639.65	\$2,623.63		

Asset Allocation



Portfolio Activity	Current Period Value	Year-to-Date Value
Beginning Market Value	528,016.02	517,816.39
Income & Distributions	1,700.93	2,489.64
Change in Investment Value	822.69	10,323.41
Ending Market Value	\$530,639.64	\$530,639.64
Accruals	0.01	0.01
Market Value with Accruals	\$530,639.65	\$530,639.65

This Consolidated Summary shows all of your investments at J.P. Morgan other than investments we hold in trust for you. These investments may be held in custody or investment management account at JPMorgan Chase Bank, N.A. (the "Bank") or in a brokerage or margin account at J.P. Morgan Clearing Corp. ("JPMCC"). Brokerage and margin accounts are non-discretionary and all investment decisions are made by the client. J.P. Morgan Securities LLC ("JPMS") does not provide advice on asset allocation or investment management services, nor do its personnel take discretion over any client accounts. Such advice and services are provided exclusively by the Bank.

Consolidated Statement Page 2

J.P.Morgan



For the Period 3/1/14 to 3/31/14

Consolidated Summary CONTINUED

INVESTMENT ACCOUNT(S) YEAR-TO-DATE

Portfolio Activity	Account Number	Beginning Market Value	Net Contributions/ Withdrawals	Income & Distributions	Change in Investment Value	Ending Market Value with Accruals
JPMCBNA ADF S BERNSTEIN-DECD IRA RO	W32966007	517,816.39		2,499.84	10,323.41	630,639.65

Tax Summary	Account Number	Taxable Income	Tax-Exempt Income	Other Income & Receipts	Realized Gain/Loss		Unrealized Gain/Loss ¹
					Short-term	Long-term	
JPMCBNA ADF S BERNSTEIN-DECD IRA RO	W32966007	2,499.84					174,684.92

¹Unrealized Gain/Loss represents data from the time of account inception to the current statement period.



JPMorgan Chase Bank, N.A.
270 Park Avenue, New York, NY 10017-2014

S BERNSTEIN - DEC'D TOD S BERNSTEIN ACCT. W32578002
For the Period 3/1/14 to 3/31/14

Asset Account

J.P. Morgan Team

Todd Adelstein	Banker	661/995-5053
Christopher Prindle	Investment Specialist	661/838-4669
John Hawkins Jr	Client Service Team	800/578-0938
Stephen Porter	Client Service Team	
Brian Lutter	Client Service Team	
Online access	www.jpmorganonline.com	

No market value or activity to report during this period

Please see disclosures located at the end of this statement package for important information relating to each J.P. Morgan account(s).

J.P.Morgan

Account W32578002 Page 1 of 1

Consolidated Statement Page 4

CUR 000474

THIS PAGE INTENTIONALLY LEFT BLANK

J.P. Morgan



005175 0001 of 0010 KSP00M6 Y2 NNNNNNNN 0000001588.15.C.15.00003.WI24896.20140603

BENJAMIN P BROWN

625 N FLAGLER DR STE 401

WEST PALM BEACH FL 33401-4025



2E440738890220517501
15B40730140020017501

CUR 000476

J.P.Morgan

J.P. Morgan

CUR 000477

J.P. Morgan



JPMorgan Chase Bank, N.A.
270 Park Avenue, New York, NY 10017-2014

JPMCBNA ACF S BERNSTEIN-DEC'D IRA RO ACCT. W32585007
For the Period 5/1/14 to 5/31/14

Asset Account

J.P. Morgan Team

Todd Adelstein	Banker	561/995-5053
Christopher Prindle	Investment Specialist	561/838-4669
John Hawkins Jr	Client Service Team	800/576-0938
Stephen Porter	Client Service Team	
Brian Lutter	Client Service Team	

Online access www.jpmorganonline.com

Table of Contents

	Page
Account Summary	2
Holdings	
Equity	4
Alternative Assets	7
Cash & Fixed Income	8
Portfolio Activity	10

Please see disclosures located at the end of this statement package for important information relating to each J.P.Morgan account(s).



CUR 000478

J.P.Morgan

0000001388.15.0.15.00003.W124886.20140803

15440738380220817502
15440730140010017502



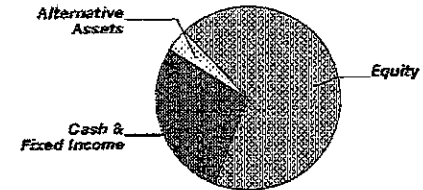
JPMCBNA ACF S BERNSTEIN-DEC'D IRA RO ACCT. W32585007

For the Period 5/1/14 to 5/31/14

Account Summary

Asset Allocation	Beginning Market Value	Ending Market Value	Change in Value	Estimated Annual Income	Current Allocation
Equity	359,712.28	366,876.23	7,163.95	6,400.95	68%
Alternative Assets	23,794.94	23,303.83	(491.11)		4%
Cash & Fixed Income	149,693.48	151,250.95	1,557.47	5,496.37	28%
Market Value	\$533,200.70	\$541,431.01	\$8,230.31	\$11,897.32	100%
Accruals	0.30	0.31	0.01		
Market Value with Accruals	\$533,201.00	\$541,431.32	\$8,230.32		

Asset Allocation



Portfolio Activity	Current Period Value	Year-to-Date Value
Beginning Market Value	533,200.70	517,816.39
Income & Distributions	413.34	3,272.51
Change in Investment Value	7,816.97	20,342.11
Ending Market Value	\$541,431.01	\$541,431.01
Accruals	0.31	0.31
Market Value with Accruals	\$541,431.32	\$541,431.32

Tax Summary	Current Period Value	Year-to-Date Value
Domestic Dividends/Distributions	413.04	3,272.12
Interest Income	0.30	0.39
Taxable Income	\$413.34	\$3,272.51

	To-Date Value
Unrealized Gain/Loss	\$182,758.55

CUR 000479

J.P. Morgan



JPMCBNA ACF S BERNSTEIN-DEC'D IRA RO ACCT. W32585007
For the Period 5/1/14 to 5/31/14

Account Summary CONTINUED

<u>Cost Summary</u>	<u>Cost</u>
Equity	195,273.27
Cash & Fixed Income	41,772.50
Total	\$237,045.77

CUR 000480

J.P.Morgan



1544073889020547503
155407393440010017503



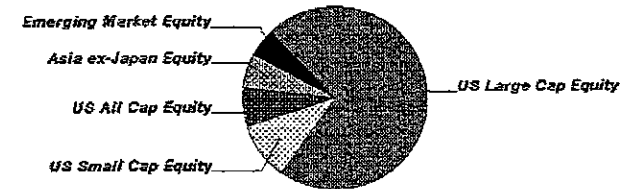
JPMCBNA ACF S BERNSTEIN-DEC'D IRA RO ACGT. W32585007

For the Period 5/1/14 to 5/31/14

Equity Summary

Asset Categories	Beginning Market Value	Ending Market Value	Change In Value	Current Allocation
US Large Cap Equity	256,657.91	261,966.20	5,308.29	49%
US Small Cap Equity	38,081.89	39,168.50	1,086.61	7%
US All Cap Equity	24,614.44	24,825.69	211.25	5%
Asia ex-Japan Equity	22,814.97	23,585.75	770.78	4%
Emerging Market Equity	17,543.07	17,330.09	(212.98)	3%
Total Value	\$359,712.28	\$366,876.23	\$7,163.95	68%

Asset Categories



Equity as a percentage of your portfolio - 68%

Market Value/Cost	Current Period Value
Market Value	366,876.23
Tax Cost	195,273.27
Unrealized Gain/Loss	171,602.96
Estimated Annual Income	6,400.95
Yield	1.74%

Equity Detail

	Price	Quantity	Value	Adjusted Tax Cost Original Cost	Unrealized Gain/Loss	Est. Annual Inc. Accrued Div.	Yield
US Large Cap Equity							
ISHARES RUSSELL 1000 VALUE INDEX FUND 464287-59-8 IWD	98.75	585.000	57,768.75	27,138.89	30,629.86	1,123.20	1.94%

CUR 000481

J.P. Morgan



JPMCBNA ACF S BERNSTEIN-DECD IRA RO ACCT. W32585007
For the Period 5/1/14 to 5/31/14

	Price	Quantity	Value	Adjusted Tax Cost Original Cost	Unrealized Gain/Loss	Est. Annual Inc. Accrued Div.	Yield
US Large Cap Equity							
ISHARES RUSSELL 1000 GROWTH INDEX FUND 464287-61-4 IWF	89.23	806.000	71,919.38	32,403.66	39,515.72	938.99	1.31%
ISHARES DJ SELECT DIVIDEND INDEX FUND 464287-16-8 DVY	75.27	913.000	68,721.51	32,299.02	36,422.49	2,033.25	2.96%
MORGAN STANLEY TECHNOLOGY ETF 78464A-10-2 MTK	93.28	477.000	44,494.56	17,877.74	26,616.82	454.58	1.02%
SECTOR SPDR TRUST S/B1-ENERGY 81369Y-50-6 XLE	95.31	200.000	19,062.00	15,219.74	3,842.26	319.40	1.68%
Total US Large Cap Equity			\$261,966.20	\$124,939.05	\$137,027.15	\$4,869.42	1.86%
US Small Cap Equity							
VANGUARD HEALTH CARE ETF 92204A-50-4 VHT	108.50	361.000	39,168.50	16,876.22	22,292.28	410.09	1.05%
US All Cap Equity							
GATEWAY FUND-A 367829-20-7 GATE X	29.38	844.986	24,825.69	19,966.21	4,859.48	342.21	1.38%

CUR 000482

J.P.Morgan



1E440738830220517504
1584073014001017504



JPMCBNA ACF S BERNSTEIN-DEC'D IRA RO ACCT. W32585007

For the Period 5/1/14 to 5/31/14

	Price	Quantity	Value	<u>Adjusted Tax Cost</u> <u>Original Cost</u>	Unrealized Gain/Loss	<u>Est. Annual Inc.</u> <u>Accrued Div.</u>	Yield
Asia ex-Japan Equity							
T ROWE PRICE NEW ASIA 77956H-60-0 PRAS X	16.83	1,401.411	23,585.75	20,904.48	2,681.27	210.21	0.89%
Emerging Market Equity							
I SHARES S&P LATIN AMERICAN 40 INDEX FUND 464287-39-0 ILF	37.43	463.000	17,330.09	12,587.31	4,742.78	569.02	3.28%

CUR 000483

J.P.Morgan



JPMCBNA ACF S BERNSTEIN-DEC'D IRA RO ACCT. W32585007
 For the Period 5/1/14 to 5/31/14

Alternative Assets Summary

Asset Categories	Beginning Estimated Value	Ending Estimated Value	Change In Value	Current Allocation
Hard Assets	23,794.94	23,303.83	(491.11)	4%

Alternative Assets Detail

	Price	Quantity	Estimated Value	Cost	Est. Annual Income Accrued Income
Hard Assets					
ISHARES SILVER TRUST 46428Q-10-9 SLV	18.08	1,289.000	23,303.83	14,574.94	



15440738890220517505
 1544073040010017505

CUR 000484

J.P.Morgan



JPMCBNA ACF S BERNSTEIN-DEC'D IRA RO ACCT. W32585007

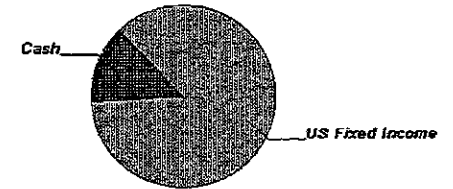
For the Period 5/1/14 to 5/31/14

Cash & Fixed Income Summary

Asset Categories	Beginning Market Value	Ending Market Value	Change in Value	Current Allocation
Cash	19,673.87	19,714.74	40.87	4%
US Fixed Income	130,019.61	131,536.21	1,516.60	24%
Total Value	\$149,693.48	\$151,250.95	\$1,557.47	28%

Asset Categories

Market Value/Cost	Current Period Value
Market Value	151,250.95
Tax Cost	41,772.50
Unrealized Gain/Loss	2,426.70
Estimated Annual Income	5,496.37
Accrued Interest	0.31
Yield	3.63%



Cash & Fixed Income as a percentage of your portfolio - 28 %

SUMMARY BY MATURITY

Cash & Fixed Income	Market Value	% of Bond Portfolio
0-6 months ¹	151,250.95	100%

¹ The years indicate the number of years until the bond is scheduled to mature based on the statement end date. Some bonds may be called, or paid in full, before their stated maturity.

SUMMARY BY TYPE

Cash & Fixed Income	Market Value	% of Bond Portfolio
Cash	19,714.74	13%
Mutual Funds	131,536.21	87%
Total Value	\$151,250.95	100%

CUR 000485

J.P. Morgan



JPMCBNA ACF S BERNSTEIN-DEC'D IRA RO ACCT. W32585007

For the Period 5/1/14 to 5/31/14

Note: ¹ This is the Annual Percentage Yield (APY) which is the rate earned if balances remain on deposit for a full year with compounding, there is no change in the interest rate and all interest is left in the account.

** Unrealized Gain/Loss is shown as "N/A" in cases where we do not have appropriate cost information for all tax lots comprising the position. Please contact your J.P. Morgan team for additional information.

Cash & Fixed Income Detail

	Price	Quantity	Value	Adjusted Tax Cost Original Cost	Unrealized Gain/Loss	Est. Annual Income Accrued Interest	Yield
Cash							
US DOLLAR	1.00	19,714.74	19,714.74	19,714.74		1.97 0.31	0.01% ¹
US Fixed Income							
LOOMIS SAYLES FDS I BOND FD RETAIL 543495-83-2	15.65	7,503.17	117,424.59	10,372.84 **	N/A	4,989.60	4.25%
ISHARES IBOXX \$ INVESTMENT GRADE CORPORATE BOND FUND 464287-24-2	119.59	118.00	14,111.62	11,684.92	2,426.70	504.80	3.58%
Total US Fixed Income			\$131,536.21	\$22,057.76	\$2,426.70	\$5,494.40	4.18%



CUR 000486

J.P.Morgan

1544073880220317E08
1544073014010017506



JPMCBNA ACF S BERNSTEIN-DEC'D IRA RO ACCT. W32585007

For the Period 5/1/14 to 5/31/14

Portfolio Activity Summary

Transactions	Current Period Value	Year-To-Date Value*
Beginning Cash Balance	19,673.87	--
INFLOWS		
Income	413.34	3,272.51
Total Inflows	\$413.34	\$3,272.51
TRADE ACTIVITY		
Settled Securities Purchased	(372.47)	(1,793.09)
Total Trade Activity	(\$372.47)	(\$1,793.09)
Ending Cash Balance	\$19,714.74	--

* Year to date information is calculated on a calendar year basis.
Your account's standing instructions use a HIGH COST method for relieving assets from your position

Portfolio Activity Detail

INFLOWS & OUTFLOWS

Settle Date	Type Selection Method	Description	Quantity Cost	Per Unit Amount	Amount
5/1	Interest Income	DEPOSIT SWEEP INTEREST FOR 04/01/14 - 04/30/14 @ .01% RATE ON AVG COLLECTED BALANCE OF \$19,665.85 AS OF 05/01/14			0.30
5/7	Div Domestic	ISHARES IBOXX \$ INVESTMENT GRADE CORPORATE BOND FUND @ 0.34381 PER SHARE (ID: 464287-24-2)	118.000	0.344	40.57

CUR 000487

J.P.Morgan



JPMCBNA ACF S BERNSTEIN-DEC'D IRA RO ACCT. W32585007
 For the Period 5/1/14 to 5/31/14

INFLOWS & OUTFLOWS

Settle Date	Type Selection Method	Description	Quantity Cost	Per Unit Amount	Amount
5/28	Div Domest	LOOMIS SAYLES FDS I BOND FD RETAIL @ 0.050 PER SHARE AS OF 05/27/14 (ID: 543495-83-2)	7,503.169	0.05	372.47
Total Inflows & Outflows					\$413.34

TRADE ACTIVITY

Trade Date Settle Date	Type	Description	Quantity	Per Unit Amount	Market Cost
Settled Securities Purchased					
5/28	Purchase	LOOMIS SAYLES FDS I BOND FD RETAIL INCOME DIVIDEND @ 0.050 PER SHAR REINVESTED @ \$15.57	23.922	15.57	(372.47)
5/28		J.P.MORGAN SECURITIES LLC AS AGENT AS OF 05/27/14 (ID: 543495-83-2)			



15440738880220517507
 15540730240010037507

CUR 000488

J.P.Morgan

J.P. Morgan

THIS PAGE INTENTIONALLY LEFT BLANK

CUR 000489

J.P. Morgan



For the Period 5/1/14 to 5/31/14

For your convenience we have combined statement(s) for activity you conduct through J.P. Morgan in one package. Below are important disclosures relating to these different accounts. These statements may relate to various account types. Some of the disclosures are applicable to all of your accounts. For ease of reference the disclosures applicable to a particular type of account have been grouped together by descriptive headers.

IMPORTANT GENERAL INFORMATION APPLICABLE TO ALL OF YOUR ACCOUNT(S)

Important Information about Pricing, Valuations, Estimated Annual Income, and Estimated Yield

Market value information (including without limitation, prices, exchange rates, accrued income and bond ratings) furnished herein, some of which has been provided by pricing sources that J.P. Morgan believes to be reliable, is not guaranteed for accuracy but provided for informational purposes and is furnished for the exclusive use of the client.

The current price is the value of the financial asset share, unit or contract as priced at the close of the market on the last day of the statement period or the last available price. All values provided for structured yield deposits (for example, JPMorgan London Time Deposits) reflect the original deposit amount only. The value for Real Estate, Mineral Interests and Miscellaneous Assets may not reflect the most current value of the asset.

Important information regarding Auction Rate Securities (ARS). ARS are debt or preferred securities with an interest or dividend rate reset periodically in an auction. Although there may be daily, weekly and monthly resets, there is no guarantee that there will be liquidity. If there are not enough bids at an auction to redeem the securities available for sale, the result may be a failed auction. In the event of a failed auction, there is no assurance that a secondary market will develop or that the security will trade at par or any other price reflected on statements and online. Accordingly, investors should not rely on pricing information appearing in their statements or online with respect to ARS. When J.P. Morgan is unable to obtain a price from an internal or outside source for a particular ARS, the price column on your statement will indicate "unpriced".

Valuations of over-the-counter derivative transactions, including certain derivatives-related deposit products, have been prepared on a mid-market basis. These valuations are sourced from the various issuers of the securities or they are sourced from a third party valuation provider. J.P. Morgan expressly disclaims any responsibility for (1) the accuracy of the models or estimates used in deriving the valuations, (2) any errors or omissions in computing or disseminating the valuations, and (3) any uses to which the valuations are put. Valuations are provided for information purposes only and are intended solely for your own use. Please refer to the trade confirmation for details of each transaction.

Certain assets, including but not limited to, pooled and private investments, non-publicly traded and infrequently traded securities, derivatives, partnership interests and tangible assets are generally illiquid, the value of such asset may have been provided to us by third parties who may or may not be independent of the issuer or manager. Such information is reflected as of the last date provided to us, and is not independently verified.

In cases where we are unable to obtain a current market value from an internal or outside source for a particular security, the price column on your statement will indicate "unpriced". Although such securities may have value, please note that the value of a security indicated as "unpriced" will not be included in your overall current market value as reflected on the statement.

J.P. Morgan makes no representation, warranty or guarantee, express or implied, that any quoted value represents the actual terms at which securities could be bought or sold or new transactions could be entered into, or the actual terms on which existing transactions or securities could be liquidated. Such values may only be indicative.

When we are unable to obtain a current value from an internal or outside source for a particular security, the price column on your statement will indicate "unpriced".

If a partial call is made with respect to an issue of securities included in your Accounts we will allocate the call by a method we deem fair and equitable.

To the extent applicable, please note the following regarding estimated annual income (EAI) and estimated yield (EY): EAI and EY for certain types of securities could include a return of principal or capital gains in which case the EAI and EY would be overstated. EAI and EY are estimates and the actual income and yield might be lower or higher than the estimated amounts. EY reflects only the income generated by an investment. It does not reflect changes in its price, which may fluctuate.

Offshore Deposits - London and Nassau

UR 000490

J.P.Morgan



1544079880020517508
155407910010010417508



For the Period 5/1/14 to 5/31/14

Deposits in Foreign Branches are not insured by the FDIC or any other Agency of the Federal Government; amounts in such foreign accounts do not have the benefit of any domestic preference applicable to U.S. Banks; certain Foreign accounts are considered reportable to the Internal Revenue Service on a Report of Foreign Bank and Financial Accounts (TD F 90-22.1).

Bank products and services are offered through JPMorgan Chase Bank, N.A. ("JPMCB") and its banking affiliates. Securities are offered by J.P.Morgan Securities LLC ("JPMS") and, to the extent noted below, cleared through J.P. Morgan Clearing Corp. ("JPMCC").

Neither JPMS, nor JPMCC is a bank and are each separate legal entities from its bank or thrift affiliates.

Investment Products: Not FDIC Insured -No Bank Guarantee -May Lose Value

Fund manager disclosure information available upon request

If you have an investment account that is managed by an SEC-Registered Investment Advisor, J.P. Morgan will provide a copy of the advisor's Form ADV II or brochure upon written request.

These statements are not official documents for income tax reporting purposes and should not be relied upon for such purposes, including determination of income, cost basis, amortization or accretion, or gain/loss. Such information, which may be inaccurate, incomplete or subject to updating, should be confirmed with your records and your tax advisor.

Please take the steps indicated below if you think statement(s) are incorrect or contact your J.P.Morgan team if you require additional information about a transaction on your statement(s).

IMPORTANT ADDITIONAL INFORMATION APPLICABLE ONLY TO YOUR ASSET ACCOUNT(S) (LINKED TO JPMS)

Your Asset Account consists of a bank account that custodies assets linked to a brokerage account through which securities transactions are executed. As a result, the Asset Account statement(s) reflect brokerage transactions executed through JPMS but (except for exchange listed options) held in custody at JPMCB. Securities purchased or sold through JPMS in U.S. markets (other than mutual funds) are cleared through an affiliate of JPMS, in non-U.S. markets securities are cleared through JPMS. Positions in exchange-listed options are held by JPMCC. For your convenience, however, positions in exchange-listed options are presented in Asset Account statement(s) together with other assets held in such account(s). All pertinent information about your settled and pending purchases and sales effected through your JPMS account during the period covered by these statement(s), is summarized in the "Trade Activity" portion of the statement(s).

In Case of Other Errors or Questions About Your Asset Account Statement(s)

Please review your statement(s) and promptly report any inaccuracy or discrepancy including possible unauthorized trading activity, unrecorded dividend payments, unaccounted cash positions, improper payments or transfers in writing to both the introducing broker, JPMS and the clearing firm, JPMCC at the addresses shown on your statement(s). Any oral communication should be re-confirmed in writing to further protect your rights, including your rights under the Securities Investor Protection Act (SIPA). If you have any questions please contact your J.P.Morgan team.

In your written communication, please provide the following information: (1) your name and account number; (2) the dollar amount of the suspected error; and (3) a description of the error and explanation, if you can, why you believe there is an error. If you need more information, you must describe the item you are unsure about. We must receive your written communication no later than 30 days after the statement on which the error or problem appeared is sent or made available. If you do not so notify us, you agree that the statement activity and account balance(s) are correct.

JPMCC and JPMS are members of the Securities Investor Protection Corp ("SIPC"), a not-for-profit membership corporation funded by broker-dealers registered with the Securities and Exchange Commission. Securities and cash held for a customer at JPMCC are protected by SIPC up to \$500,000 per customer, which includes up to \$250,000 of protection for cash. SIPC does not protect against losses from fluctuations in the value of the securities. Assets held in custody by JPMCB are not subject to SIPC. You may obtain information about SIPC, including the SIPC Brochure, on their website, at "www.sipc.org" or by contacting them at (202) 371-8300.

In Case of Errors or Questions About Your Electronic Transfers.

CUR 000491

J.P.Morgan



For the Period 5/1/14 to 5/31/14

Contact your J.P. Morgan Team at one of the telephone numbers on the front of your statements or write us at J.P. Morgan, 500 Stanton Christiana Road, 1/OPS3, Newark, DE 19713-2107 as soon as you can, if you think your statement is wrong or if you need more information about a transfer on the statement. We must hear from you no later than 60 days after we sent you the FIRST statement on which the error or problem appeared. (1) Tell us your name and account number. (2) Describe the error or the transfer you are unsure about, and explain as clearly as you can why you believe it is an error or why you need more information. (3) Tell us the dollar amount of the suspected error. We will investigate your complaint and will correct any error promptly. If we take more than 10 business days (or 20 business days for new accounts) to do this, we will credit your account for the amount you think is in error, so that you will have the use of the money during the time it takes us to complete our investigation.

In Case of Errors or Questions About Non-Electronic Transfers (Checks or Deposits)

Contact JPMorgan Chase Bank, N.A. ("JPMCB") Member FDIC immediately if a statement is incorrect or if you need more information about any non-electronic transactions (checks or deposits) on this statement. If any such error appears, you must notify the bank in writing as soon as possible after your statement was made available to you. For more complete details, see the applicable account agreements and appendices that govern your account.

Deposit products and services are offered by JPMCB Member FDIC.

You must promptly advise your J.P. Morgan representative of material changes in your investment objectives or financial situation or if you wish to modify the management of your account. Unless you inform otherwise, your J.P. Morgan representative will consider the information currently in its files to be complete and accurate.

With reference to JPMS and JPMCC: A financial statement of this organization is available to you for personal inspection at its offices, or a copy will be mailed to you upon written request.

You should have received (or have made available to you) separate confirmations for each securities transaction. All transactions are subject to the terms and conditions stated on the reverse side of such confirmations and are subject to the constitution, by-laws, customs and interpretations of the marketplace where executed and governed by and construed in accordance with the laws of the State of New York and all applicable federal laws and regulations. Further information with respect to commissions and other charges related to the execution of transactions, including options transactions, has been included in confirmations that were previously furnished or have made available to you. Upon written request, JPMS will promptly supply you with the latest information.

PRODUCT RELATED DISCLOSURE: IMPORTANT INFORMATION ABOUT ALTERNATIVE INVESTMENTS: FOOTNOTES 1 - 4

Private Equity, Hedge Funds, Exchange Funds, Real Estate and Other Alternative Assets

1. Direct private equity investments and pooled private investments (e.g., interests in limited partnerships and limited liability companies) are generally illiquid securities. Values are estimates only and are not warranted for accuracy or completeness. Values do not represent the actual terms at which transactions or securities could be bought or sold or new transactions could be entered into or the actual terms on which existing transactions could be liquidated as of the date of this statement.

Direct private equity investments are generally valued at cost, unless there is an active secondary trading market in the securities, in which case, direct private equity investments are valued using market prices as of the close of the last business day for this statement period. Pooled private equity investments are valued according to the General Partner's or Manager's stated methodology. Please refer to the limited partnership agreement, limited liability company agreement or other operative documentation for each investment for the specific valuation methodology used by the General Partner or Manager for that investment or for your investment Management or Trust account contact your J.P. Morgan team. J.P. Morgan expressly disclaims any responsibility for (1) the accuracy of the information and the methodology used by the General Partner or Manager in deriving valuations, (2) any errors or omissions in compiling or disseminating the valuations, and (3) any use to which the valuations are put. Valuations are provided for information purposes only and are intended solely for your own use.



15440738880220517509
15440730440010017509

CUR 000492

J.P. Morgan



For the Period 5/1/14 to 5/31/14

Hedge funds generally calculate the price (the "Net Asset Value" or "NAV"), 10-15 business days following the last business day of the month. For that reason, hedge fund NAVs shown will generally be the NAV of the month preceding this statement period. In general, the NAV is stated net of management and incentive fees. The NAV is calculated according to the General Partner's or Manager's stated methodology. Please refer to the limited partnership agreement, limited liability company agreement or other operative documentation for each hedge fund for the specific methodology used by the General Partner or Manager for that hedge fund or for your Investment Management or Trust account contact your J.P. Morgan team. J.P. Morgan expressly disclaims any responsibility for (1) the accuracy of the information and the methodology used by the General Partner or Manager in deriving valuations, (2) any errors or omissions in compiling or disseminating the valuations, and (3) any use to which the valuations are put. Valuations are provided for information purposes only and are intended solely for your own use.

These statements do not provide tax reporting on private investments. Please continue to rely upon the General Partner or Manager of the investment vehicle for this information or for your Investment Management or Trust account contact your J.P. Morgan team.

2. The 'Capital Called Since Inception USD' and 'Cash/Security distributions Since Inception USD' columns are updated monthly to reflect activity (capital calls and distributions), if any.

3. Hedge funds generally allow subscriptions on a monthly or quarterly basis. An interest in a hedge fund or hedge fund of funds is generally as of the first business day of the subscription period. Due to early funding requirements by the applicable fund, your account may be debited for the subscription amount prior to the subscription date. Please refer to the applicable hedge fund's operative documentation for further details or for your Investment Management or Trust account contact your J.P. Morgan team.

Hedge fund redemptions are generally on a monthly, quarterly or annual basis but can sometimes be subject to a multi-year lockup before a redemption is permitted. For redemptions, there is generally a notification period that can be a long interval before the actual redemption date. Redemption proceeds are generally paid 15 calendar days after the final NAV is issued, but can be subject to a holdback of a portion of the proceeds until an annual audit of the Fund has been completed. Please refer to the applicable hedge fund's operative documentation for further details or for your Investment Management or Trust account contact your J.P. Morgan team.

Global Access Portfolios share certain characteristics with hedge funds. In particular, an investor who withdraws from a Global Access Portfolio will not receive the withdrawal proceeds in their entirety until 30-60 days after completion of the Portfolio's audit, which may be 18 months or longer after the redemption date. Interest might not be paid on any proceeds pending distribution. These restrictions apply even if the investor's account at JPMorgan is closed. The Confidential Private Placement Memorandum and applicable Supplements contain other important information about the Global Access Portfolios and are available upon request or for your Investment Management or Trust account contact your J.P. Morgan team.

4. Alternative assets may include publicly available mutual funds that utilize non-traditional investment management strategies, for example, strategies commonly employed by hedge funds. Mutual funds generally calculate the price (the "Net Asset Value" or "NAV") on a daily basis and mutual fund NAVs shown on your statement generally will be the NAV as of the close of the last business day for this statement period. Please refer to the applicable mutual fund prospectus for further details. If the applicable mutual fund is a JPMorgan Fund, please refer to disclosures on this statement concerning JPMorgan Funds for other important information.

PRODUCT RELATED DISCLOSURE: THE JPMORGAN FUNDS OR THIRD PARTIES

Shares of the funds referenced above are not bank deposits and are not guaranteed by any bank, government entity, or the FDIC. Return and share price will fluctuate and redemption value may be more or less than original cost. While the money market funds seek to maintain a stable net asset value of \$1.00 per share, there is no assurance that they will continue to do so. The estimated annual income and dividend yield figures for mutual funds represent the funds' most recent income dividend annualized.

Prospectuses and other fund information for JPMorgan funds may be obtained by calling your J.P. Morgan team or JPMorgan Distribution Services, Inc. at (800) 480-4111. You also may view and order materials online for JPMorgan funds at www.jpmorganfunds.com.

J.P. Morgan affiliates may receive compensation from the JPMorgan funds for providing investment advisory services to the funds. J.P. Morgan affiliates may also provide administrative, custodial, sales, distribution, shareholder or other services to the JPMorgan Funds or funds established, sponsored, advised, or managed by third parties, and J.P. Morgan affiliates may be compensated for such services as allowed by applicable law. The distributor of the JPMorgan Funds is JPMorgan Distribution Services, Inc., which is an affiliate of JPMCB.

CUR 000493

J.P. Morgan



For the Period 5/1/14 to 5/31/14

Assets may be reflected herein even though they may be held by a third party unaffiliated with J.P. Morgan. In such cases, unless J.P. Morgan otherwise agrees, J.P. Morgan has no responsibility for the verification, valuation, safekeeping or management of those assets.



J5440786890290517510
155A073034 0100 17510

CUR 000494

J.P.Morgan

Disclosures Page 5 of 5

J.P. Morgan

J.P. MORGAN & CO. BANKERS

CUR 000495

J.P. Morgan

J.P. Morgan



004531 0001 of 0010 NSP00MNS Y2 NNNNNNN 000002759.15.0.15.00003.W124886.20140502

BENJAMIN P BROWN
625 N FLAGLER DR STE 401
WEST PALM BEACH FL 33401-4025



1224073880220453101
14440790330010203101

CUR 000496

J.P.Morgan

J.P. Morgan

CUR 000497

J.P. Morgan



JPMorgan Chase Bank, N.A.
270 Park Avenue, New York, NY 10017-2014

JPMCBNA ACF S BERNSTEIN-DEC'D IRA RO ACCT. W32585007
For the Period 4/1/14 to 4/30/14

Asset Account

J.P. Morgan Team

Todd Adelstein	Banker	561/995-5053
Christopher Prindle	Investment Specialist	561/838-4669
John Hawkins Jr	Client Service Team	800/576-0938
Stephen Porter	Client Service Team	
Brian Lutter	Client Service Team	

Online access www.jpmorganonline.com

Table of Contents

	Page
Account Summary	2
Holdings	
Equity	4
Alternative Assets	7
Cash & Fixed Income	8
Portfolio Activity	10

Please see disclosures located at the end of this statement package for important information relating to each J.P.Morgan account(s).



CUR 000498

J.P.Morgan

000002759.15.0.15.00003.W124886.20140502

1224073880220453102
12440730330010203102

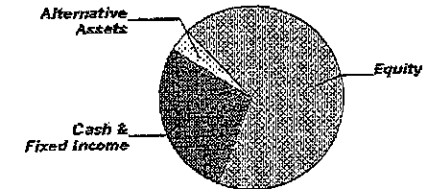


JPMCBNA ACF S BERNSTEIN-DEC'D IRA RO ACCT. W32585007
For the Period 4/1/14 to 4/30/14

Account Summary

Asset Allocation	Beginning Market Value	Ending Market Value	Change In Value	Estimated Annual Income	Current Allocation
Equity	357,876.57	359,712.28	1,835.71	6,400.95	68%
Alternative Assets	24,542.56	23,794.94	(747.62)		4%
Cash & Fixed Income	148,220.51	149,693.48	1,472.97	5,587.28	28%
Market Value	\$530,639.64	\$533,200.70	\$2,561.06	\$11,988.23	100%
Accruals	0.01	0.30	0.29		
Market Value with Accruals	\$530,639.65	\$533,201.00	\$2,561.35		

Asset Allocation



Portfolio Activity	Current Period Value	Year-to-Date Value
Beginning Market Value	530,639.64	517,816.39
Income & Distributions	359.33	2,859.17
Change In Investment Value	2,201.73	12,525.14
Ending Market Value	\$533,200.70	\$533,200.70
Accruals	0.30	0.30
Market Value with Accruals	\$533,201.00	\$533,201.00

Tax Summary	Current Period Value	Year-to-Date Value
Domestic Dividends/Distributions	359.32	2,859.08
Interest Income	0.01	0.09
Taxable Income	\$359.33	\$2,859.17

	To-Date Value
Unrealized Gain/Loss	\$175,915.79

CUR 000499

J.P.Morgan



JPMCBNA ACF S BERNSTEIN-DEC'D IRA RO ACCT. W32585007
For the Period 4/1/14 to 4/30/14

Account Summary CONTINUED

Cost Summary	Cost
Equity	195,273.27
Cash & Fixed Income	41,359.16
Total	\$236,632.43



122A0730B80220453103
134A0730330010203103

CUR 000500

J.P.Morgan




JPMCBNA ACF S BERNSTEIN-DEC'D IRA RO ACCT. W32585007
For the Period 4/1/14 to 4/30/14

Equity Summary

Asset Categories	Beginning Market Value	Ending Market Value	Change In Value	Current Allocation
US Large Cap Equity	255,113.74	256,657.91	1,544.17	49%
US Small Cap Equity	38,598.12	38,081.89	(516.23)	7%
US All Cap Equity	24,529.94	24,614.44	84.50	5%
Asia ex-Japan Equity	22,702.86	22,814.97	112.11	4%
Emerging Market Equity	16,931.91	17,543.07	611.16	3%
Total Value	\$357,876.57	\$359,712.28	\$1,835.71	68%

Asset Categories



Equity as a percentage of your portfolio - 68 %

Market Value/Cost	Current Period Value
Market Value	359,712.28
Tax Cost	195,273.27
Unrealized Gain/Loss	164,439.01
Estimated Annual Income	6,400.95
Yield	1.77%

Equity Detail

	Price	Quantity	Value	Adjusted Tax Cost Original Cost	Unrealized Gain/Loss	Est. Annual Inc. Accrued Div.	Yield
US Large Cap Equity							
ISHARES RUSSELL 1000 VALUE INDEX FUND 464287-59-8 IWD	97.38	585.000	56,967.30	27,138.89	29,828.41	1,123.20	1.97%

CUR 000501

J.P. Morgan



JPMCBNA ACF S BERNSTEIN-DEC'D IRA RO ACCT. W32585007

For the Period 4/1/14 to 4/30/14

	Price	Quantity	Value	Adjusted Tax Cost Original Cost	Unrealized Gain/Loss	Est. Annual Inc. Accrued Div.	Yield
US Large Cap Equity							
ISHARES RUSSELL 1000 GROWTH INDEX FUND 464287-61-4 IWF	86.60	806.000	69,799.60	32,403.66	37,395.94	938.99	1.35%
ISHARES DJ SELECT DIVIDEND INDEX FUND 464287-16-8 DVY	74.84	913.000	68,328.92	32,299.02	36,029.90	2,033.25	2.98%
MORGAN STANLEY TECHNOLOGY ETF 78464A-10-2 MTK	89.76	477.000	42,814.09	17,877.74	24,936.35	454.58	1.06%
SECTOR SPDR TRUST S/B/I-ENERGY 81369Y-50-6 XLE	93.74	200.000	18,748.00	15,219.74	3,528.26	319.40	1.70%
Total US Large Cap Equity			\$256,657.91	\$124,939.05	\$131,718.86	\$4,869.42	1.90%
US Small Cap Equity							
VANGUARD HEALTH CARE ETF 92204A-50-4 VHT	105.49	361.000	38,081.89	16,876.22	21,205.67	410.09	1.08%
US All Cap Equity							
GATEWAY FUND-A 367829-20-7 GATE X	29.13	844.986	24,614.44	19,966.21	4,648.23	342.21	1.39%



1224073888020453104
1244073030010203104

CUR 000502

J.P.Morgan



JPMCBNA ACF S BERNSTEIN-DEC'D IRA RO ACCT. W32585007
For the Period 4/1/14 to 4/30/14

	Price	Quantity	Value	<u>Adjusted Tax Cost</u> Original Cost	Unrealized Gain/Loss	<u>Est. Annual Inc.</u> Accrued Div.	Yield
Asia ex-Japan Equity							
T ROWE PRICE NEW ASIA 77956H-50-0 PRAS X	16.28	1,401.411	22,814.97	20,904.48	1,910.49	210.21	0.92%
Emerging Market Equity							
I SHARES S&P LATIN AMERICAN 40 INDEX FUND 464287-39-0 ILF	37.89	463.000	17,543.07	12,587.31	4,955.76	569.02	3.24%

CUR 000503



JPMCBNA ACF S BERNSTEIN-DEC'D IRA RO ACCT. W32585007
 For the Period 4/1/14 to 4/30/14

Alternative Assets Summary

Asset Categories	Beginning Estimated Value	Ending Estimated Value	Change In Value	Current Allocation
Hard Assets	24,542.56	23,794.94	(747.62)	4%

Alternative Assets Detail

	Price	Quantity	Estimated Value	Cost	Est. Annual Income Accrued Income
Hard Assets					
ISHARES SILVER TRUST 46428Q-10-9 SLV	18.46	1,289.000	23,794.94	14,574.94	

CUR 000504

J.P.Morgan



122 40738880220483105
 1344073038 0010203105

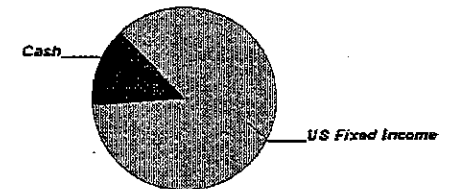


JPMCBNA ACF S BERNSTEIN-DEC'D IRA RO ACCT. W32585007
For the Period 4/1/14 to 4/30/14

Cash & Fixed Income Summary

Asset Categories	Beginning Market Value	Ending Market Value	Change In Value	Current Allocation
Cash	19,633.77	19,673.87	40.10	4%
US Fixed Income	123,586.74	130,019.61	1,432.87	24%
Total Value	\$148,220.51	\$149,693.48	\$1,472.97	28%

Asset Categories



Market Value/Cost	Current Period Value
Market Value	149,693.48
Tax Cost	41,359.16
Unrealized Gain/Loss	2,256.78
Estimated Annual Income	5,587.28
Accrued Interest	0.30
Yield	3.73%

Cash & Fixed Income as a percentage of your portfolio - 28 %

SUMMARY BY MATURITY

Cash & Fixed Income	Market Value	% of Bond Portfolio
0-6 months ¹	149,693.48	100%

SUMMARY BY TYPE

Cash & Fixed Income	Market Value	% of Bond Portfolio
Cash	19,673.87	13%
Mutual Funds	130,019.61	87%
Total Value	\$149,693.48	100%

¹ The years indicate the number of years until the bond is scheduled to mature based on the statement end date. Some bonds may be called, or paid in full, before their stated maturity.

CUR 000505

J.P. Morgan



JPMCBNA ACF S BERNSTEIN-DEC'D IRA RO ACCT. W32585007

For the Period 4/1/14 to 4/30/14

Note: ¹ This is the Annual Percentage Yield (APY) which is the rate earned if balances remain on deposit for a full year with compounding, there is no change in the interest rate and all interest is left in the account.

** Unrealized Gain/Loss is shown as "N/A" in cases where we do not have appropriate cost information for all tax lots comprising the position. Please contact your J.P. Morgan team for additional information.

Cash & Fixed Income Detail

	Price	Quantity	Value	Adjusted Tax Cost Original Cost	Unrealized Gain/Loss	Est. Annual Income Accrued Interest	Yield
Cash							
US DOLLAR	1.00	19,673.87	19,673.87	19,673.87		1.96 0.30	0.01% ¹
US Fixed Income							
LOOMIS SAYLES FDS I BOND FD RETAIL 543495-83-2	15.52	7,479.25	116,077.91	10,000.37 **	N/A	5,078.40	4.38%
ISHARES IBOXX \$ INVESTMENT GRADE CORPORATE BOND FUND 464287-24-2	118.15	118.00	13,941.70	11,684.92	2,256.78	506.92	3.64%
Total US Fixed Income			\$130,019.61	\$21,685.29	\$2,256.78	\$5,585.32	4.30%

CUR 000506

J.P.Morgan



12240738880220453106
12440730330010203106



JPMCBNA ACF S BERNSTEIN-DEC'D IRA RO ACCT. W32585007
For the Period 4/1/14 to 4/30/14

Portfolio Activity Summary

Transactions	Current Period Value	Year-To-Date Value*
Beginning Cash Balance	19,633.77	--
INFLOWS		
Income	359.33	2,859.17
Total Inflows	\$359.33	\$2,859.17
TRADE ACTIVITY		
Settled Securities Purchased	(319.23)	(1,420.62)
Total Trade Activity	(\$319.23)	(\$1,420.62)
Ending Cash Balance	\$19,673.87	--

* Year to date information is calculated on a calendar year basis.
Your account's standing instructions use a HIGH COST method for relieving assets from your position

Portfolio Activity Detail

INFLOWS & OUTFLOWS

Settle Date	Type Selection Method	Description	Quantity Cost	Per Unit Amount	Amount
4/1	Interest Income	DEPOSIT SWEEP INTEREST FOR 03/01/14 - 03/31/14 @ .01% RATE ON AVG COLLECTED BALANCE OF \$18,451.07 AS OF 04/01/14			0.01
4/7	Div Domestic	ISHARES IBOXX \$ INVESTMENT GRADE CORPORATE BOND FUND @ 0.33972 PER SHARE (ID: 464287-24-2)	118.000	0.34	40.09

CUR 000507



JPMCBNA ACF S BERNSTEIN-DEC'D IRA RO ACCT. W32585007
For the Period 4/1/14 to 4/30/14

INFLOWS & OUTFLOWS

Settle Date	Type Selection Method	Description	Quantity Cost	Per Unit Amount	Amount
4/28	Div Domest	LOOMIS SAYLES FDS I BOND FD RETAIL @ 0.043 PER SHARE AS OF 04/25/14 (ID: 543495-83-2)	7,479.247	0.043	\$19.23
Total Inflows & Outflows					\$359.33

TRADE ACTIVITY

Trade Date Settle Date	Type	Description	Quantity	Per Unit Amount	Market Cost
Settled Securities Purchased					
4/28	Purchase	LOOMIS SAYLES FDS I BOND FD RETAIL INCOME	20.649	15.46	(319.23)
4/28		DIVIDEND @ 0.043 PER SHAR REINVESTED @ \$15.46 J.P.MORGAN SECURITIES LLC AS AGENT AS OF 04/25/14 (ID: 543495-83-2)			

CUR 000508

J.P.Morgan



12240738890220453107
12440738890102033107

J.P. Morgan

THIS PAGE INTENTIONALLY LEFT BLANK

CUR 000509

J.P. Morgan



For the Period 4/1/14 to 4/30/14

For your convenience we have combined statement(s) for activity you conduct through J.P. Morgan in one package. Below are important disclosures relating to these different accounts. These statements may relate to various account types. Some of the disclosures are applicable to all of your accounts. For ease of reference the disclosures applicable to a particular type of account have been grouped together by descriptive headers.

IMPORTANT GENERAL INFORMATION APPLICABLE TO ALL OF YOUR ACCOUNT(S)

Important Information about Pricing, Valuations, Estimated Annual Income, and Estimated Yield

Market value information (including without limitation, prices, exchange rates, accrued income and bond ratings) furnished herein, some of which has been provided by pricing sources that J.P. Morgan believes to be reliable, is not guaranteed for accuracy but provided for informational purposes and is furnished for the exclusive use of the client.

The current price is the value of the financial asset share, unit or contract as priced at the close of the market on the last day of the statement period or the last available price. All values provided for structured yield deposits (for example, JPMorgan London Time Deposits) reflect the original deposit amount only. The value for Real Estate, Mineral Interests and Miscellaneous Assets may not reflect the most current value of the asset.

Important information regarding Auction Rate Securities (ARS). ARS are debt or preferred securities with an interest or dividend rate reset periodically in an auction. Although there may be daily, weekly and monthly resets, there is no guarantee that there will be liquidity. If there are not enough bids at an auction to redeem the securities available for sale, the result may be a failed auction. In the event of a failed auction, there is no assurance that a secondary market will develop or that the security will trade at par or any other price reflected on statements and online. Accordingly, investors should not rely on pricing information appearing in their statements or online with respect to ARS. When J.P. Morgan is unable to obtain a price from an internal or outside source for a particular ARS, the price column on your statement will indicate "unpriced".

Valuations of over-the-counter derivative transactions, including certain derivatives-related deposit products, have been prepared on a mid-market basis. These valuations are sourced from the various issuers of the securities or they are sourced from a third party valuation provider. J.P. Morgan expressly disclaims any responsibility for (1) the accuracy of the models or estimates used in deriving the valuations, (2) any errors or omissions in computing or disseminating the valuations, and (3) any uses to which the valuations are put. Valuations are provided for information purposes only and are intended solely for your own use. Please refer to the trade confirmation for details of each transaction.

Certain assets, including but not limited to, pooled and private investments, non-publicly traded and infrequently traded securities, derivatives, partnership interests and tangible assets are generally illiquid, the value of such asset may have been provided to us by third parties who may or may not be independent of the issuer or manager. Such information is reflected as of the last date provided to us, and is not independently verified.

In cases where we are unable to obtain a current market value from an internal or outside source for a particular security, the price column on your statement will indicate "unpriced". Although such securities may have value, please note that the value of a security indicated as "unpriced" will not be included in your overall current market value as reflected on the statement.

J.P. Morgan makes no representation, warranty or guarantee, express or implied, that any quoted value represents the actual terms at which securities could be bought or sold or new transactions could be entered into, or the actual terms on which existing transactions or securities could be liquidated. Such values may only be indicative.

When we are unable to obtain a current value from an internal or outside source for a particular security, the price column on your statement will indicate "unpriced".

If a partial call is made with respect to an issue of securities included in your Accounts we will allocate the call by a method we deem fair and equitable.

To the extent applicable, please note the following regarding estimated annual income (EAI) and estimated yield (EY): EAI and EY for certain types of securities could include a return of principal or capital gains in which case the EAI and EY would be overstated. EAI and EY are estimates and the actual income and yield might be lower or higher than the estimated amounts. EY reflects only the income generated by an investment. It does not reflect changes in its price, which may fluctuate.

Offshore Deposits - London and Nassau

00UR000510

J.P.Morgan



1224073880220453108
1246073030010202108



For the Period 4/1/14 to 4/30/14

Deposits in Foreign Branches are not insured by the FDIC or any other Agency of the Federal Government; amounts in such foreign accounts do not have the benefit of any domestic preference applicable to U.S. Banks; certain Foreign accounts are considered reportable to the Internal Revenue Service on a Report of Foreign Bank and Financial Accounts (TD F 90-22.1).

Bank products and services are offered through JPMorgan Chase Bank, N.A. ("JPMCB") and its banking affiliates. Securities are offered by J.P.Morgan Securities LLC ("JPMS") and, to the extent noted below, cleared through J.P. Morgan Clearing Corp. ("JPMCC").

Neither JPMS, nor JPMCC is a bank and are each separate legal entities from its bank or thrift affiliates.

Investment Products: Not FDIC Insured -No Bank Guarantee -May Lose Value

Fund manager disclosure information available upon request

If you have an investment account that is managed by an SEC-Registered Investment Advisor, J.P. Morgan will provide a copy of the advisor's Form ADV II or brochure upon written request.

These statements are not official documents for income tax reporting purposes and should not be relied upon for such purposes, including determination of income, cost basis, amortization or accretion, or gain/loss. Such information, which may be inaccurate, incomplete or subject to updating, should be confirmed with your records and your tax advisor.

Please take the steps indicated below if you think statement(s) are incorrect or contact your J.P.Morgan team if you require additional information about a transaction on your statement(s).

IMPORTANT ADDITIONAL INFORMATION APPLICABLE ONLY TO YOUR ASSET ACCOUNT(S) (LINKED TO JPMS)

Your Asset Account consists of a bank account that custodies assets linked to a brokerage account through which securities transactions are executed. As a result, the Asset Account statement(s) reflect brokerage transactions executed through JPMS but (except for exchange listed options) held in custody at JPMCB. Securities purchased or sold through JPMS in U.S. markets (other than mutual funds) are cleared through an affiliate of JPMS, in non-U.S. markets securities are cleared through JPMS. Positions in exchange-listed options are held by JPMCC. For your convenience, however, positions in exchange-listed options are presented in Asset Account statement(s) together with other assets held in such account(s). All pertinent information about your settled and pending purchases and sales effected through your JPMS account during the period covered by these statement(s), is summarized in the "Trade Activity" portion of the statement(s).

In Case of Other Errors or Questions About Your Asset Account Statement(s)

Please review your statement(s) and promptly report any inaccuracy or discrepancy including possible unauthorized trading activity, unrecorded dividend payments, unaccounted cash positions, improper payments or transfers in writing to both the introducing broker, JPMS and the clearing firm, JPMCC at the addresses shown on your statement(s). Any oral communication should be re-confirmed in writing to further protect your rights, including your rights under the Securities Investor Protection Act (SIPA). If you have any questions please contact your J.P.Morgan team.

In your written communication, please provide the following information: (1) your name and account number; (2) the dollar amount of the suspected error; and (3) a description of the error and explanation, if you can, why you believe there is an error. If you need more information, you must describe the item you are unsure about. We must receive your written communication no later than 30 days after the statement on which the error or problem appeared is sent or made available. If you do not so notify us, you agree that the statement activity and account balance(s) are correct.

JPMCC and JPMS are members of the Securities Investor Protection Corp ("SIPC"), a not-for-profit membership corporation funded by broker-dealers registered with the Securities and Exchange Commission. Securities and cash held for a customer at JPMCC are protected by SIPC up to \$500,000 per customer, which includes up to \$250,000 of protection for cash. SIPC does not protect against losses from fluctuations in the value of the securities. Assets held in custody by JPMCB are not subject to SIPC. You may obtain information about SIPC, including the SIPC Brochure, on their website, at "www.sipc.org" or by contacting them at (202) 371-8300.

In Case of Errors or Questions About Your Electronic Transfers.

UR 00511



For the Period 4/1/14 to 4/30/14

Contact your J.P. Morgan Team at one of the telephone numbers on the front of your statements or write us at J.P. Morgan, 500 Stanton Christiana Road, 1/OPS3, Newark, DE 19713-2107 as soon as you can, if you think your statement is wrong or if you need more information about a transfer on the statement. We must hear from you no later than 60 days after we sent you the FIRST statement on which the error or problem appeared. (1) Tell us your name and account number. (2) Describe the error or the transfer you are unsure about, and explain as clearly as you can why you believe it is an error or why you need more information. (3) Tell us the dollar amount of the suspected error. We will investigate your complaint and will correct any error promptly. If we take more than 10 business days (or 20 business days for new accounts) to do this, we will credit your account for the amount you think is in error, so that you will have the use of the money during the time it takes us to complete our investigation.

In Case of Errors or Questions About Non-Electronic Transfers (Checks or Deposits)

Contact JPMorgan Chase Bank, N.A. ("JPMCB") Member FDIC immediately if a statement is incorrect or if you need more information about any non-electronic transactions (checks or deposits) on this statement. If any such error appears, you must notify the bank in writing as soon as possible after your statement was made available to you. For more complete details, see the applicable account agreements and appendices that govern your account.

Deposit products and services are offered by JPMCB Member FDIC.

You must promptly advise your J.P.Morgan representative of material changes in your investment objectives or financial situation or if you wish to modify the management of your account. Unless you inform otherwise, your J.P.Morgan representative will consider the information currently in its files to be complete and accurate.

With reference to JPMS and JPMCC: A financial statement of this organization is available to you for personal inspection at its offices, or a copy will be mailed to you upon written request.

You should have received (or have made available to you) separate confirmations for each securities transaction. All transactions are subject to the terms and conditions stated on the reverse side of such confirmations and are subject to the constitution, by-laws, customs and interpretations of the marketplace where executed and governed by and construed in accordance with the laws of the State of New York and all applicable federal laws and regulations. Further information with respect to commissions and other charges related to the execution of transactions, including options transactions, has been included in confirmations that were previously furnished or have made available to you. Upon written request, JPMS will promptly supply you with the latest information.

PRODUCT RELATED DISCLOSURE: IMPORTANT INFORMATION ABOUT ALTERNATIVE INVESTMENTS: FOOTNOTES 1 - 4

Private Equity, Hedge Funds, Exchange Funds, Real Estate and Other Alternative Assets

1. Direct private equity investments and pooled private investments (e.g., interests in limited partnerships and limited liability companies) are generally illiquid securities. Values are estimates only and are not warranted for accuracy or completeness. Values do not represent the actual terms at which transactions or securities could be bought or sold or new transactions could be entered into or the actual terms on which existing transactions could be liquidated as of the date of this statement.

Direct private equity investments are generally valued at cost, unless there is an active secondary trading market in the securities, in which case, direct private equity investments are valued using market prices as of the close of the last business day for this statement period. Pooled private equity investments are valued according to the General Partner's or Manager's stated methodology. Please refer to the limited partnership agreement, limited liability company agreement or other operative documentation for each investment for the specific valuation methodology used by the General Partner or Manager for that investment or for your Investment Management or Trust account contact your J.P. Morgan team. J.P. Morgan expressly disclaims any responsibility for (1) the accuracy of the information and the methodology used by the General Partner or Manager in deriving valuations, (2) any errors or omissions in compiling or disseminating the valuations, and (3) any use to which the valuations are put. Valuations are provided for information purposes only and are intended solely for your own use.



12240738880220453109
1344073030010203109

CUR 000512

J.P.Morgan



For the Period 4/1/14 to 4/30/14

Hedge funds generally calculate the price (the "Net Asset Value" or "NAV"), 10-15 business days following the last business day of the month. For that reason, hedge fund NAVs shown will generally be the NAV of the month preceding this statement period. In general, the NAV is stated net of management and incentive fees. The NAV is calculated according to the General Partner's or Manager's stated methodology. Please refer to the limited partnership agreement, limited liability company agreement or other operative documentation for each hedge fund for the specific methodology used by the General Partner or Manager for that hedge fund or for your Investment Management or Trust account contact your J.P. Morgan team. J.P. Morgan expressly disclaims any responsibility for (1) the accuracy of the information and the methodology used by the General Partner or Manager in deriving valuations, (2) any errors or omissions in compiling or disseminating the valuations, and (3) any use to which the valuations are put. Valuations are provided for information purposes only and are intended solely for your own use.

These statements do not provide tax reporting on private investments. Please continue to rely upon the General Partner or Manager of the investment vehicle for this information or for your Investment Management or Trust account contact your J.P. Morgan team.

2. The 'Capital Called Since Inception USD' and 'Cash/Security distributions Since Inception USD' columns are updated monthly to reflect activity (capital calls and distributions), if any.

3. Hedge funds generally allow subscriptions on a monthly or quarterly basis. An interest in a hedge fund or hedge fund of funds is generally as of the first business day of the subscription period. Due to early funding requirements by the applicable fund, your account may be debited for the subscription amount prior to the subscription date. Please refer to the applicable hedge fund's operative documentation for further details or for your Investment Management or Trust account contact your J.P. Morgan team.

Hedge fund redemptions are generally on a monthly, quarterly or annual basis but can sometimes be subject to a multi-year lockup before a redemption is permitted. For redemptions, there is generally a notification period that can be a long interval before the actual redemption date. Redemption proceeds are generally paid 15 calendar days after the final NAV is issued, but can be subject to a holdback of a portion of the proceeds until an annual audit of the Fund has been completed. Please refer to the applicable hedge fund's operative documentation for further details or for your Investment Management or Trust account contact your J.P. Morgan team.

Global Access Portfolios share certain characteristics with hedge funds. In particular, an investor who withdraws from a Global Access Portfolio will not receive the withdrawal proceeds in their entirety until 30-60 days after completion of the Portfolio's audit, which may be 18 months or longer after the redemption date. Interest might not be paid on any proceeds pending distribution. These restrictions apply even if the investor's account at JPMorgan is closed. The Confidential Private Placement Memorandum and applicable Supplements contain other important information about the Global Access Portfolios and are available upon request or for your Investment Management or Trust account contact your J.P. Morgan team.

4. Alternative assets may include publicly available mutual funds that utilize non-traditional investment management strategies, for example, strategies commonly employed by hedge funds. Mutual funds generally calculate the price (the "Net Asset Value" or "NAV") on a daily basis and mutual fund NAVs shown on your statement generally will be the NAV as of the close of the last business day for this statement period. Please refer to the applicable mutual fund prospectus for further details. If the applicable mutual fund is a JPMorgan Fund, please refer to disclosures on this statement concerning JPMorgan Funds for other important information.

PRODUCT RELATED DISCLOSURE: THE JPMORGAN FUNDS OR THIRD PARTIES

Shares of the funds referenced above are not bank deposits and are not guaranteed by any bank, government entity, or the FDIC. Return and share price will fluctuate and redemption value may be more or less than original cost. While the money market funds seek to maintain a stable net asset value of \$1.00 per share, there is no assurance that they will continue to do so. The estimated annual income and dividend yield figures for mutual funds represent the funds' most recent income dividend annualized.

Prospectuses and other fund information for JPMorgan funds may be obtained by calling your J.P. Morgan team or JPMorgan Distribution Services, Inc. at (800) 480-4111. You also may view and order materials online for JPMorgan funds at www.jpmorganfunds.com.

J.P. Morgan affiliates may receive compensation from the JPMorgan funds for providing investment advisory services to the funds. J.P. Morgan affiliates may also provide administrative, custodial, sales, distribution, shareholder or other services to the JPMorgan Funds or funds established, sponsored, advised, or managed by third parties, and J.P. Morgan affiliates may be compensated for such services as allowed by applicable law. The distributor of the JPMorgan Funds is JPMorgan Distribution Services, Inc., which is an affiliate of JPMCB.

000513



For the Period 4/1/14 to 4/30/14

Assets may be reflected herein even though they may be held by a third party unaffiliated with J.P. Morgan. In such cases, unless J.P. Morgan otherwise agrees, J.P. Morgan has no responsibility for the verification, valuation, safekeeping or management of those assets.



1224073888020403110
12440730330010203110

CUR 000514

J.P.Morgan

Disclosures Page 5 of 5

J.P. Morgan

CUR 000515

J.P. Morgan

BENJAMIN P BROWN
625 N FLAGLER DR STE 401
WEST PALM BEACH FL 33401-4025



JPMorgan Chase Bank, N.A.
270 Park Avenue, New York, NY 10017-2014

JPMCBNA ACY S BERNSTEIN-DEC'D IRA RO ACCT. W32585007
For the Period 6/1/14 to 6/30/14

Asset Account

J.P. Morgan Team		
Todd Adelstein	Banker	661/996-8053
Christopher Prindle	Investment Specialist	661/838-4669
John Hawkins Jr	Client Service Team	800/676-0938
Stephen Porter	Client Service Team	
Brian Lutter	Client Service Team	
Online access	www.jp.morganonline.com	

Table of Contents	Page
Account Summary	2
Holdings	
Equity	4
Alternative Assets	6
Cash & Fixed Income	7
Portfolio Activity	8

Please see disclosures located at the end of this statement package for important information relating to each J.P. Morgan account(s).

J.P.Morgan

0000000650.16.0.16.00003.W124989.20140702

Page 1 of 13

CUR 000517

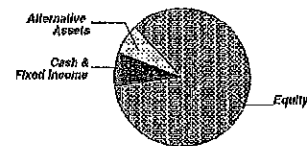


JPMCBNA ACF S BERNSTEIN-DEC'D IRA RO ACCT. W82585007
For the Period 6/1/14 to 6/30/14

Account Summary

Asset Allocation	Beginning Market Value	Ending Market Value	Change In Value	Estimated Annual Income	Current Allocation
Equity	366,876.23	328,415.08	(40,461.15)	5,812.44	85%
Alternative Assets	23,303.83	28,102.25	2,798.42		7%
Cash & Fixed Income	161,250.95	29,370.70	(121,880.25)	503.61	8%
Market Value	\$541,431.01	\$381,888.03	(\$159,542.98)	\$6,316.05	100%
Accruals	0.31	0.22	(0.09)		
Market Value with Accruals	\$541,431.32	\$381,888.25	(\$159,543.07)		

Asset Allocation



Portfolio Activity	Current Period Value	Year-to-Date Value
Beginning Market Value	541,431.01	517,816.39
Contributions	9,764.88	9,764.88
Withdrawals & Fees	(14,754.86)	(14,754.86)
Securities Transferred In	364,510.64	364,510.64
Securities Transferred Out	(634,873.80)	(634,873.80)
Net Contributions/Withdrawals	(\$175,362.96)	(\$175,362.86)
Income & Distributions	997.16	4,289.57
Change In Investment Value	14,522.82	35,164.93
Ending Market Value	\$381,888.03	\$381,888.03
Accruals	0.22	0.22
Market Value with Accruals	\$381,888.25	\$381,888.25

J.P.Morgan



JPMCBNA ACF S BERNSTEIN-DECD IRA RO ACCT. W32685007
For the Period 6/1/14 to 6/30/14

Account Summary CONTINUED

Tax Summary	Current Period Value	Year-to-Date Value
Domestic Dividends/Distributions	998.86	4,268.97
Interest Income	0.31	0.70
Taxable Income	\$997.16	\$4,269.67

	To-Date Value
Unrealized Gain/Loss	\$186,927.67

Cost Summary	Cost
Equity	164,402.68
Cash & Fixed Income	28,982.94
Total	\$193,385.62

J.P.Morgan

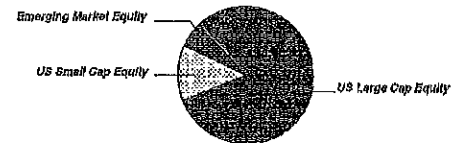


JPMCBNA ACF S BERNSTEIN-DECD IRA RO AGGT. W325B5007
For the Period 6/1/14 to 6/30/14

Equity Summary

Asset Categories	Beginning Market Value	Ending Market Value	Change in Value	Current Allocation
US Large Cap Equity	281,966.20	268,406.00	6,440.70	69%
US Small Cap Equity	99,168.60	40,296.43	1,129.83	11%
US All Cap Equity	24,625.69	0.00	(24,625.69)	
Asia ex-Japan Equity	23,685.75	0.00	(23,685.75)	
Emerging Market Equity	17,330.09	17,709.76	379.66	5%
Total Value	\$366,876.23	\$326,415.08	(\$40,461.15)	85%

Asset Categories



Market Value/Cost	Current Period Value
Market Value	326,415.08
Tax Cost	154,402.58
Unrealized Gain/Loss	172,012.50
Estimated Annual Income	6,612.44
Yield	1.76%

Equity as a percentage of your portfolio - 85%

Equity Detail

	Price	Quantity	Value	Adjusted Tax Cost Original Cost	Unrealized Gain/Loss	Est. Annual Inc. Accrued Div.	Yield
US Large Cap Equity							
ISHARES RUSSELL 1000 VALUE INDEX FUND 464287-59-8 IWD	101.27	686.000	69,212.95	27,188.69	32,104.08	1,123.20	1.00%

J.P.Morgan

Page 4 of 13



JPMCBNA ACF S BERNSTEIN-DEC'D IRA RO ACCT. W32585007
For the Period 6/1/14 to 6/30/14

	Price	Quantity	Value	Adjusted Tax Cost Original Cost	Unrealized Gain/Loss	Est. Annual Inc. Accrued Div.	Yield
US Large Cap Equity							
ISHARES CORE U.S. GROWTH ETF 484287-61-4 IWF	90.93	806.000	73,289.68	32,403.66	40,886.92	938.99	1.28%
ISHARES DJ SELECT DIVIDEND INDEX FUND 464287-16-8 DVY	76.98	913.000	70,282.74	32,298.02	37,983.72	2,086.20	2.97%
MORGAN STANLEY TECHNOLOGY ETF 78484A-10-2 MTK	95.54	477.000	46,871.63	17,877.74	27,993.89	458.39	1.01%
SECTOR SPDR TRUST S/BI-ENERGY 81369Y-50-6 XLE	100.10	200.000	20,020.00	15,219.74	4,800.26	337.20	1.68%
Total US Large Cap Equity			\$268,406.90	\$124,830.05	\$143,467.85	\$4,943.98	1.84%
US Small Cap Equity							
VANGUARD HEALTH CARE ETF 92204A-50-4 VHT	111.63	361.000	40,298.43	16,876.22	23,422.21	410.09	1.02%
Emerging Market Equity							
ISHARES S&P LATIN AMERICAN 40 INDEX FUND 464287-39-0 ILF	38.25	463.000	17,709.75	12,587.31	5,122.44	468.37	2.69%

J.P.Morgan

Page 5 of 13



JPMCBNA ACF S BERNSTEIN-DEC'D IRA RO ACCT. W32595007
For the Period 6/1/14 to 6/30/14

Alternative Assets Summary

Asset Categories	Beginning Estimated Value	Ending Estimated Value	Change In Value	Current Allocation
Hard Assets	23,303.83	26,102.25	2,798.42	7%

Alternative Assets Detail

	Price	Quantity	Estimated Value	Cost	Est. Annual Income Accrued Income
Hard Assets					
ISHARES SILVER TRUST 46428Q-10-9 SLV	20.25	1,289.000	26,102.25	14,574.94	

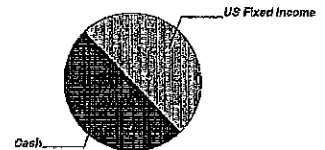


JPMCBNA ACF S BERNSTEIN-DEC'D IRA RO ACCT. W32585007
For the Period 6/1/14 to 6/30/14

Cash & Fixed Income Summary

Asset Categories	Beginning Market Value	Ending Market Value	Change In Value	Current Allocation
Cash	19,714.74	15,298.02	(4,416.72)	4%
US Fixed Income	131,536.21	14,072.68	(117,463.53)	4%
Total Value	\$161,250.95	\$29,370.70	(\$121,880.25)	8%

Asset Categories



Market Value/Cost	Current Period Value
Market Value	29,370.70
Tax Cost	26,982.94
Unrealized Gain/Loss	2,387.76
Estimated Annual Income	503.81
Accrued Interest	0.22
Yield	1.71%

Cash & Fixed Income as a percentage of your portfolio - 8%

SUMMARY BY MATURITY

Cash & Fixed Income	Market Value	% of Bond Portfolio
0-6 months ¹	29,370.70	100%

SUMMARY BY TYPE

Cash & Fixed Income	Market Value	% of Bond Portfolio
Cash	15,298.02	53%
Mutual Funds	14,072.68	47%
Total Value	\$29,370.70	100%

¹ The years indicate the number of years until the bond is scheduled to mature based on the statement end date. Some bonds may be called, or paid in full, before their stated maturity.

J.P.Morgan



JPMCBNA ACF S BERNSTEIN-DEC'D IRA RO ACCT. W32585007
For the Period 6/1/14 to 6/30/14

Note: ¹ This is the Annual Percentage Yield (APY) which is the rate earned if balances remain on deposit for a full year with compounding, there is no change in the interest rate and all interest is left in the account.

Cash & Fixed Income Detail

	Price	Quantity	Value	Adjusted Tax Cost Original Cost	Unrealized Gain/Loss	Est. Annual Income Accrued Interest	Yield
Cash							
US DOLLAR	1.00	15,298.02	15,298.02	15,298.02		1.52 0.22	0.01 % ¹
US Fixed Income							
ISHARES IBOXX \$ INVESTMENT GRADE CORPORATE BOND FUND 464287-24-2	119.26	118.00	14,072.68	11,684.92	2,387.76	502.09	3.57%

J.P.Morgan



JPMCBNA ACT'S BERNSTEIN-DEC'D IRA RO ACCT, W32585007
For the Period 6/1/14 to 6/30/14

Portfolio Activity Summary

Transactions	Current Period Value	Year-To-Date Value*
Beginning Cash Balance	10,714.74	--
INFLOWS		
Income	997.16	4,269.67
Contributions	9,764.88	9,764.88
Total Inflows	\$10,762.04	\$14,024.65
OUTFLOWS **		
Withdrawals	(14,764.88)	(14,764.88)
Total Outflows	(\$14,764.88)	(\$14,764.88)
TRADE ACTIVITY		
Settled Securities Purchased	(418.88)	(2,206.97)
Total Trade Activity	(\$418.88)	(\$2,206.97)
Ending Cash Balance	\$15,295.02	--

Securities Transferred In/Out	Current Period Value	Year-To-Date Value*
Securities Transferred In	364,510.64	364,510.64
Securities Transferred Out	(534,873.60)	(534,873.60)

* Year to date information is calculated on a calendar year basis.

** Your account's standing instructions use a HIGH COST method for relieving assets from your position

J.P.Morgan

Page 9 of 13

CUR 000525



JPMCBNA ACS BERNSTEIN-DEC'D IRA RO ACCT. W92685007
For the Period 6/1/14 to 6/30/14

Portfolio Activity Detail

INFLOWS & OUTFLOWS

Settle Date	Type Selection Method	Description	Quantity Cost	Per Unit Amount	Amount
6/2	Interest Income	DEPOSIT SWEEP INTEREST FOR 05/01/14 - 05/31/14 @ .01% RATE ON AVG COLLECTED BALANCE OF \$19,706.88 AS OF 05/01/14			0.31
6/6	Div Domestic	ISHARES IBOXX \$ INVESTMENT GRADE CORPORATE BOND FUND @ 0.337562 PER SHARE (ID: 464287-24-2)	118.000	0.338	39.89
6/23	IRA Cash Transfer	ASSET TRANSFER TO A/C M66828004			(14,764.88)
6/23	Div Domestic	GATEWAY FUND-A @ 0.089 PER SHARE AS OF 06/20/14 (ID: 367829-20-7)	847.831	0.089	83.74
6/25	IRA Cash Transfer	ASSET TRANSFER FROM A/C M66828004			9,764.88
6/25	Div Domestic	LODMIS SAYLES FDS I BOND FD RETAIL @ 0.044 PER SHARE AS OF 06/24/14 (ID: 543495-83-2)	7,524.130	0.044	330.14
6/30	Div Domestic	ISHARES DJ SELECT DIVIDEND INDEX FUND @ 0.594895 PER SHARE (ID: 464287-16-8)	918.000	0.696	643.14
Total Inflows & Outflows					(\$4,002.84)

SECURITIES TRANSFERRED IN/OUT

J.P.Morgan

Page 10 of 13



JPMCBNA ACF S BERNSTEIN-DEC'D IRA RO ACCT. W32585007
For the Period 6/1/14 to 6/30/14

Notes: * Transaction Market Value is representative of the prior trading day's market value. This is for informational purposes only and is not to be used for any financial or tax purposes. The Transaction Market Value shown is in USD.

Settle Date	Type Selection Method	Description	Quantity Cost	Transaction Market Value *
Securities Transferred In				
6/25	IRA NonCashTransfr	ISHARES SILVER TRUST ASSET TRANSFER FROM A/C M56828004 (ID: 46428Q-10-8)	1,269,000 14,574.84	25,888.12
6/25	IRA NonCashTransfr	ISHARES DJ SELECT DIVIDEND INDEX FUND ASSET TRANSFER FROM A/C M56828004 (ID: 464287-18-8)	913,000 82,298.02	69,853.83
6/25	IRA NonCashTransfr	ISHARES IBOXX \$ INVESTMENT GRADE CORPORATE BOND FUND ASSET TRANSFER FROM A/C M56828004 (ID: 464287-24-2)	118,000 11,684.92	14,047.90
6/25	IRA NonCashTransfr	ISHARES S&P LATIN AMERICAN 40 INDEX FUND ASSET TRANSFER FROM A/C M56828004 (ID: 464287-39-0)	468,000 12,687.31	17,876.43
6/25	IRA NonCashTransfr	ISHARES RUSSELL 1000 VALUE INDEX FUND ASSET TRANSFER FROM A/C M56828004 (ID: 464287-59-8)	686,000 27,138.89	69,049.90
6/25	IRA NonCashTransfr	ISHARES CORE U.S. GROWTH ETF ASSET TRANSFER FROM A/C M56828004 (ID: 464287-61-4)	808,000 32,403.66	72,604.48
6/25	IRA NonCashTransfr	MORGAN STANLEY TECHNOLOGY ETF ASSET TRANSFER FROM A/C M56828004 (ID: 78484A-10-2)	477,000 17,877.74	45,310.23
6/25	IRA NonCashTransfr	SECTOR SPDR TRUST S/B/E-ENERGY ASSET TRANSFER FROM A/C M56828004 (ID: 81369Y-60-6)	200,000 15,219.74	19,892.00
6/25	IRA NonCashTransfr	VANGUARD HEALTH CARE ETF ASSET TRANSFER FROM A/C M56828004 (ID: 82204A-50-4)	351,000 16,878.22	40,052.95
Total Securities Transferred In				\$364,510.64
Securities Transferred Out				
6/23	IRA NonCashTransfr	ISHARES SILVER TRUST ASSET TRANSFER TO A/C M56828004 (ID: 46428Q-10-8)	(1,269,000) 14,574.84	(25,818.67)

J.P.Morgan

Page 11 of 13



JPMCBNA ACF S BERNSTEIN-DEC'D IRA RO ACCT. W32585007
For the Period 6/1/14 to 6/30/14

Notes: * Transaction Market Value is representative of the prior trading day's market value. This is for informational purposes only and is not to be used for any financial or tax purposes. The Transaction Market Value shown is in USD.

Settle Date	Type Selection Method	Description	Quantity Cost	Transaction Market Value *
Securities Transferred Out				
6/23	IRA NonCashTransfr	ISHARES DJ SELECT DIVIDEND INDEX FUND ASSET TRANSFER TO A/C M55828004 (ID: 464287-16-8)	(813.000) 32,299.02	(70,702.72)
6/23	IRA NonCashTransfr	ISHARES IBOX \$ INVESTMENT GRADE CORPORATE BOND FUND ASSET TRANSFER TO A/C M55828004 (ID: 464287-24-2)	(118.000) 11,684.92	(13,990.08)
6/23	IRA NonCashTransfr	ISHARES S&P LATIN AMERICAN 40 INDEX FUND ASSET TRANSFER TO A/C M55828004 (ID: 464287-39-0)	(463.000) 12,587.31	(18,121.82)
6/23	IRA NonCashTransfr	ISHARES RUSSELL 1000 VALUE INDEX FUND ASSET TRANSFER TO A/C M55828004 (ID: 464287-69-8)	(586.000) 27,138.89	(59,600.35)
6/23	IRA NonCashTransfr	ISHARES CORE U.S. GROWTH ETF ASSET TRANSFER TO A/C M55828004 (ID: 464287-61-4)	(806.000) 32,403.86	(73,031.86)
6/23	IRA NonCashTransfr	MORGAN STANLEY TECHNOLOGY ETF ASSET TRANSFER TO A/C M55828004 (ID: 78464A-10-2)	(477.000) 17,877.74	(45,286.38)
6/23	IRA NonCashTransfr	SECTOR SPDR TRUST S&P ENERGY ASSET TRANSFER TO A/C M55828004 (ID: 81369Y-60-6)	(200.000) 16,219.74	(20,186.00)
6/23	IRA NonCashTransfr	VANGUARD HEALTH CARE ETF ASSET TRANSFER TO A/C M55828004 (ID: 92204A-50-4)	(361.000) 16,078.22	(40,247.89)
6/26	IRA NonCashTransfr	GATEWAY FUND-A ASSET TRANSFER TO A/C M55828004 AS OF 06/26/14 (ID: 387829-20-7)	(844.888) 19,953.06	(24,884.84)
6/26	IRA NonCashTransfr	LOOMIS SAYLES FDS I BOND FD RETAIL ASSET TRANSFER TO A/C M55828004 AS OF 06/26/14 (ID: 543495-83-2)	(7,603.169) 10,702.98	(118,826.10)
6/26	IRA NonCashTransfr	T ROWE PRICE NEW ASIA ASSET TRANSFER TO A/C M55828004 AS OF 06/26/14 (ID: 77956H-50-0)	(1,401.411) 20,904.48	(24,082.23)

J.P.Morgan

Page 12 of 13



JPMCBNA ACF S BERNSTEIN-DEC'D IRA RO ACCT. WS2585007
For the Period 6/1/14 to 6/30/14

Notes: * Transaction Market Value is representative of the prior trading day's market value. This is for informational purposes only and is not to be used for any financial or tax purposes. The Transaction Market Value shown is in USD.

Settle Date	Type Selection Method	Description	Quantity Cost	Transaction Market Value *
Securities Transferred Out				
6/30	Free Delivery	GATEWAY FUND-A ASSET TRANSFER TO A/C M56828-0 EST OF SIMON BERNSTEIN INHERITED IRA AS OF 06/26/14 (ID: 367829-20-7)	(2,845) 66.89	(83.84)
6/30	Free Delivery	LOOMIS SAYLES FDS I BOND FD RETAIL ASSET TRANSFER TO A/C M56828-0 EST OF SIMON BERNSTEIN INHERITED IRA AS OF 06/26/14 (ID: 543495-83-2)	(20,961) 0.00	(332.02)
Total Securities Transferred Out				(\$534,873.80)

TRADE ACTIVITY

Trade Date Settle Date	Type	Description	Quantity	Per Unit Amount	Market Cost
Settled Securities Purchased					
6/23 6/23	Purchase	GATEWAY FUND-A INCOME DIVIDEND @ 0.089 PER SHAR REINVESTED @ \$29.43 J.P.MORGAN SECURITIES LLC AS AGENT AS OF 06/20/14 (ID: 367829-20-7)	2,846	29.434	(83.74)
6/25 6/25	Purchase	LOOMIS SAYLES FDS I BOND FD RETAIL INCOME DIVIDEND @ 0.044 PER SHAR REINVESTED @ \$15.75 J.P.MORGAN SECURITIES LLC AS AGENT AS OF 06/24/14 (ID: 543495-83-2)	20,961	15.75	(330.14)
Total Settled Securities Purchased					(\$413.88)

J.P.Morgan

Page 13 of 13

THIS PAGE INTENTIONALLY LEFT BLANK



For the Period 6/1/14 to 6/30/14

For your convenience we have combined statement(s) for activity you conduct through J.P. Morgan in one package. Below are important disclosures relating to these different accounts. These statements may relate to various account types. Some of the disclosures are applicable to all of your accounts. For ease of reference the disclosures applicable to a particular type of account have been grouped together by descriptive headers.

IMPORTANT GENERAL INFORMATION APPLICABLE TO ALL OF YOUR ACCOUNT(S)

Important Information about Pricing, Valuations, Estimated Annual Income, and Estimated Yield

Market value information (including without limitation, prices, exchange rates, accrued income and bond ratings) furnished herein, some of which has been provided by pricing sources that J.P. Morgan believes to be reliable, is not guaranteed for accuracy but provided for informational purposes and is furnished for the exclusive use of the client.

The current price is the value of the financial asset share, unit or contract as priced at the close of the market on the last day of the statement period or the last available price. All values provided for structured yield deposits (for example, JPMorgan London Time Deposits) reflect the original deposit amount only. The value for Real Estate, Mineral Interests and Miscellaneous Assets may not reflect the most current value of the asset.

Important information regarding Auction Rate Securities (ARS). ARS are debt or preferred securities with an interest or dividend rate reset periodically in an auction. Although there may be daily, weekly and monthly resets, there is no guarantee that there will be liquidity. If there are not enough bids at an auction to redeem the securities available for sale, the result may be a failed auction. In the event of a failed auction, there is no assurance that a secondary market will develop or that the security will trade at par or any other price reflected on statements and online. Accordingly, investors should not rely on pricing information appearing in their statements or online with respect to ARS. When J.P. Morgan is unable to obtain a price from an internal or outside source for a particular ARS, the price column on your statement will indicate "unpriced".

Valuations of over-the-counter derivative transactions, including certain derivatives-related deposit products, have been prepared on a mid-market basis. These valuations are sourced from the various issuers of the securities or they are sourced from a third party valuation provider. J.P. Morgan expressly disclaims any responsibility for (1) the accuracy of the models or estimates used in deriving the valuations, (2) any errors or omissions in computing or disseminating the valuations, and (3) any uses to which the valuations are put. Valuations are provided for information purposes only and are intended solely for your own use. Please refer to the trade confirmation for details of each transaction.

Certain assets, including but not limited to, pooled and private investments, non-publicly traded and infrequently traded securities, derivatives, partnership interests and tangible assets are generally illiquid, the value of such asset may have been provided to us by third parties who may or may not be independent of the issuer or manager. Such information is reflected as of the last date provided to us, and is not independently verified.

In cases where we are unable to obtain a current market value from an internal or outside source for a particular security, the price column on your statement will indicate "unpriced". Although such securities may have value, please note that the value of a security indicated as "unpriced" will not be included in your overall current market value as reflected on the statement.

J.P. Morgan makes no representation, warranty or guarantee, express or implied, that any quoted value represents the actual terms at which securities could be bought or sold or new transactions could be entered into, or the actual terms on which existing transactions or securities could be liquidated. Such values may only be indicative.

When we are unable to obtain a current value from an internal or outside source for a particular security, the price column on your statement will indicate "unpriced".

If a partial call is made with respect to an issue of securities included in your Accounts we will allocate the call by a method we deem fair and equitable.

To the extent applicable, please note the following regarding estimated annual income (EAI) and estimated yield (EY): EAI and EY for certain types of securities could include a return of principal or capital gains in which case the EAI and EY would be overstated. EAI and EY are estimates and the actual income and yield might be lower or higher than the estimated amounts. EY reflects only the income generated by an investment. It does not reflect changes in its price, which may fluctuate.

Offshore Deposits - London and Nassau

J.P.Morgan

Disclosures Page 1 of 5

CUR 000531



For the Period 6/1/14 to 6/30/14

Deposits in Foreign Branches are not insured by the FDIC or any other Agency of the Federal Government; amounts in such foreign accounts do not have the benefit of any domestic preference applicable to U.S. Banks; certain Foreign accounts are considered reportable to the Internal Revenue Service on a Report of Foreign Bank and Financial Accounts (TD F 90-22.1).

Bank products and services are offered through JPMorgan Chase Bank, N.A. ("JPMCB") and its banking affiliates. Securities are offered by J.P. Morgan Securities L.L.C. ("JPMS") and, to the extent noted below, cleared through J.P. Morgan Clearing Corp. ("JPMCC").

Neither JPMS, nor JPMCC is a bank and are each separate legal entities from its bank or thrift affiliates.

Investment Products: Not FDIC Insured -No Bank Guarantee -May Lose Value

Fund manager disclosure information available upon request

If you have an investment account that is managed by an SEC-Registered Investment Advisor, J.P. Morgan will provide a copy of the advisor's Form ADV II or brochure upon written request.

These statements are not official documents for income tax reporting purposes and should not be relied upon for such purposes, including determination of income, cost basis, amortization or accretion, or gain/loss. Such information, which may be inaccurate, incomplete or subject to updating, should be confirmed with your records and your tax advisor.

Please take the steps indicated below if you think statement(s) are incorrect or contact your J.P. Morgan team if you require additional information about a transaction on your statement(s).

IMPORTANT ADDITIONAL INFORMATION APPLICABLE ONLY TO YOUR ASSET ACCOUNT(S) (LINKED TO JPMS)

Your Asset Account consists of a bank account that custodies assets linked to a brokerage account through which securities transactions are executed. As a result, the Asset Account statement(s) reflect brokerage transactions executed through JPMS but (except for exchange listed options) held in custody at JPMCB. Securities purchased or sold through JPMS in U.S. markets (other than mutual funds) are cleared through an affiliate of JPMS. In non-U.S. markets securities are cleared through JPMS. Positions in exchange-listed options are held by JPMCC. For your convenience, however, positions in exchange-listed options are presented in Asset Account statement(s) together with other assets held in such account(s). All pertinent information about your settled and pending purchases and sales effected through your JPMS account during the period covered by these statement(s), is summarized in the "Trade Activity" portion of the statement(s).

In Case of Other Errors or Questions About Your Asset Account Statement(s)

Please review your statement(s) and promptly report any inaccuracy or discrepancy including possible unauthorized trading activity, unrecorded dividend payments, unaccounted cash positions, improper payments or transfers in writing to both the introducing broker, JPMS and the clearing firm, JPMCC at the addresses shown on your statement(s). Any oral communication should be re-confirmed in writing to further protect your rights, including your rights under the Securities Investor Protection Act (SIPA). If you have any questions please contact your J.P. Morgan team.

In your written communication, please provide the following information: (1) your name and account number; (2) the dollar amount of the suspected error; and (3) a description of the error and explanation, if you can, why you believe there is an error. If you need more information, you must describe the item you are unsure about. We must receive your written communication no later than 30 days after the statement on which the error or problem appeared is sent or made available. If you do not so notify us, you agree that the statement activity and account balance(s) are correct.

JPMCC and JPMS are members of the Securities Investor Protection Corp ("SIPC"), a not-for-profit membership corporation funded by broker-dealers registered with the Securities and Exchange Commission. Securities and cash held for a customer at JPMCC are protected by SIPC up to \$500,000 per customer, which includes up to \$250,000 of protection for cash. SIPC does not protect against losses from fluctuations in the value of the securities. Assets held in custody by JPMCB are not subject to SIPC. You may obtain information about SIPC, including the SIPC Brochure, on their website, at "www.sipc.org" or by contacting them at (202) 371-8300.

In Case of Errors or Questions About Your Electronic Transfers,

J.P. Morgan

Disclosures Page 2 of 5



For the Period 6/1/14 to 6/30/14

Contact your J.P. Morgan Team at one of the telephone numbers on the front of your statements or write us at J.P. Morgan, 500 Stanton Christiana Road, 1/OPSS, Newark, DE 19713-2107 as soon as you can, if you think your statement is wrong or if you need more information about a transfer on the statement. We must hear from you no later than 60 days after we sent you the FIRST statement on which the error or problem appeared. (1) Tell us your name and account number, (2) Describe the error or the transfer you are unsure about, and explain as clearly as you can why you believe it is an error or why you need more information, (3) Tell us the dollar amount of the suspected error. We will investigate your complaint and will correct any error promptly. If we take more than 10 business days (or 20 business days for new accounts) to do this, we will credit your account for the amount you think is in error, so that you will have the use of the money during the time it takes us to complete our investigation.

In Case of Errors or Questions About Non-Electronic Transfers (Checks or Deposits)

Contact JPMorgan Chase Bank, N.A. ("JPMCB") Member FDIC immediately if a statement is incorrect or if you need more information about any non-electronic transactions (checks or deposits) on this statement. If any such error appears, you must notify the bank in writing as soon as possible after your statement was made available to you. For more complete details, see the applicable account agreements and appendices that govern your account.

Deposit products and services are offered by JPMCB Member FDIC.

You must promptly advise your J.P. Morgan representative of material changes in your investment objectives or financial situation or if you wish to modify the management of your account. Unless you inform otherwise, your J.P. Morgan representative will consider the information currently in its files to be complete and accurate.

With reference to JPMS and JPMCC: A financial statement of this organization is available to you for personal inspection at its offices, or a copy will be mailed to you upon written request.

You should have received (or have made available to you) separate confirmations for each securities transaction. All transactions are subject to the terms and conditions stated on the reverse side of such confirmations and are subject to the constitution, by-laws, customs and interpretations of the marketplace where executed and governed by and construed in accordance with the laws of the State of New York and all applicable federal laws and regulations. Further information with respect to commissions and other charges related to the execution of transactions, including options transactions, has been included in confirmations that were previously furnished or have made available to you. Upon written request, JPMS will promptly supply you with the latest information.

PRODUCT RELATED DISCLOSURE: IMPORTANT INFORMATION ABOUT ALTERNATIVE INVESTMENTS: FOOTNOTES 1 - 4

Private Equity, Hedge Funds, Exchange Funds, Real Estate and Other Alternative Assets

1. Direct private equity investments and pooled private investments (e.g., interests in limited partnerships and limited liability companies) are generally illiquid securities. Values are estimates only and are not warranted for accuracy or completeness. Values do not represent the actual terms at which transactions or securities could be bought or sold or new transactions could be entered into or the actual terms on which existing transactions could be liquidated as of the date of this statement.

Direct private equity investments are generally valued at cost, unless there is an active secondary trading market in the securities, in which case, direct private equity investments are valued using market prices as of the close of the last business day for this statement period. Pooled private equity investments are valued according to the General Partner's or Manager's stated methodology. Please refer to the limited partnership agreement, limited liability company agreement or other operative documentation for each investment for the specific valuation methodology used by the General Partner or Manager for that investment or for your investment Management or Trust account contact your J.P. Morgan team. J.P. Morgan expressly disclaims any responsibility for (1) the accuracy of the information and the methodology used by the General Partner or Manager in deriving valuations, (2) any errors or omissions in compiling or disseminating the valuations, and (3) any use to which the valuations are put. Valuations are provided for information purposes only and are intended solely for your own use.

J.P.Morgan

Disclosures Page 3 of 5

CUR 000533



For the Period 6/1/14 to 6/30/14

Hedge funds generally calculate the price (the "Net Asset Value" or "NAV"), 10-15 business days following the last business day of the month. For that reason, hedge fund NAVs shown will generally be the NAV of the month preceding this statement period. In general, the NAV is stated net of management and incentive fees. The NAV is calculated according to the General Partner's or Manager's stated methodology. Please refer to the limited partnership agreement, limited liability company agreement or other operative documentation for each hedge fund for the specific methodology used by the General Partner or Manager for that hedge fund or for your Investment Management or Trust account contact your J.P. Morgan team. J.P. Morgan expressly disclaims any responsibility for (1) the accuracy of the information and the methodology used by the General Partner or Manager in deriving valuations, (2) any errors or omissions in compiling or disseminating the valuations, and (3) any use to which the valuations are put. Valuations are provided for information purposes only and are intended solely for your own use.

These statements do not provide tax reporting on private investments. Please continue to rely upon the General Partner or Manager of the investment vehicle for this information or for your Investment Management or Trust account contact your J.P. Morgan team.

2. The 'Capital Called Since Inception USD' and 'Cash/Security distributions Since Inception USD' columns are updated monthly to reflect activity (capital calls and distributions), if any.

3. Hedge funds generally allow subscriptions on a monthly or quarterly basis. An interest in a hedge fund or hedge fund of funds is generally as of the first business day of the subscription period. Due to early funding requirements by the applicable fund, your account may be debited for the subscription amount prior to the subscription date. Please refer to the applicable hedge fund's operative documentation for further details or for your Investment Management or Trust account contact your J.P. Morgan team.

Hedge fund redemptions are generally on a monthly, quarterly or annual basis but can sometimes be subject to a multi-year lockup before a redemption is permitted. For redemptions, there is generally a notification period that can be a long interval before the actual redemption date. Redemption proceeds are generally paid 15 calendar days after the final NAV is issued, but can be subject to a holdback of a portion of the proceeds until an annual audit of the Fund has been completed. Please refer to the applicable hedge fund's operative documentation for further details or for your Investment Management or Trust account contact your J.P. Morgan team.

Global Access Portfolios share certain characteristics with hedge funds. In particular, an investor who withdraws from a Global Access Portfolio will not receive the withdrawal proceeds in their entirety until 30-60 days after completion of the Portfolio's audit, which may be 18 months or longer after the redemption date. Interest might not be paid on any proceeds pending distribution. These restrictions apply even if the investor's account at JPMorgan is closed. The Confidential Private Placement Memorandum and applicable Supplements contain other important information about the Global Access Portfolios and are available upon request or for your Investment Management or Trust account contact your J.P. Morgan team.

4. Alternative assets may include publicly available mutual funds that utilize non-traditional investment management strategies, for example, strategies commonly employed by hedge funds. Mutual funds generally calculate the price (the "Net Asset Value" or "NAV") on a daily basis and mutual fund NAVs shown on your statement generally will be the NAV as of the close of the last business day for this statement period. Please refer to the applicable mutual fund prospectus for further details. If the applicable mutual fund is a JPMorgan Fund, please refer to disclosures on this statement concerning JPMorgan Funds for other important information.

PRODUCT RELATED DISCLOSURE: THE JPMORGAN FUNDS OR THIRD PARTIES

Shares of the funds referenced above are not bank deposits and are not guaranteed by any bank, government entity, or the FDIC. Return and share price will fluctuate and redemption value may be more or less than original cost. While the money market funds seek to maintain a stable net asset value of \$1.00 per share, there is no assurance that they will continue to do so. The estimated annual income and dividend yield figures for mutual funds represent the funds' most recent income dividend annualized.

Prospectuses and other fund information for JPMorgan funds may be obtained by calling your J.P. Morgan team or JPMorgan Distribution Services, Inc. at (800) 480-4111. You also may view and order materials online for JPMorgan funds at www.jpmorganfunds.com.

J.P. Morgan affiliates may receive compensation from the JPMorgan funds for providing investment advisory services to the funds. J.P. Morgan affiliates may also provide administrative, custodial, sales, distribution, shareholder or other services to the JPMorgan Funds or funds established, sponsored, advised, or managed by third parties, and J.P. Morgan affiliates may be compensated for such services as allowed by applicable law. The distributor of the JPMorgan Funds is JPMorgan Distribution Services, Inc., which is an affiliate of JPMCB.

J.P.Morgan

Disclosures Page 4 of 5



For the Period 6/1/14 to 6/30/14

Assets may be reflected herein even though they may be held by a third party unaffiliated with J.P. Morgan. In such cases, unless J.P. Morgan otherwise agrees, J.P. Morgan has no responsibility for the verification, valuation, safekeeping or management of those assets.

J.P.Morgan

Disclosures Page 5 of 5

ESTATE OF SIMON BERNSTEIN
BENJAMIN P. BROWN, CURATOR
MATWICZYK & BROWN LLP
625 N FLAGLER DR STE 401
WEST PALM BEACH, FL 33401

CUR 000537



JPMorgan Chase Bank, N.A.
205 Royal Palm Way, Palm Beach, FL 33480

EST OF SIMON BERNSTEIN INHERITED IRA ACCT. M55828004
For the Period 6/1/14 to 6/30/14

Asset Account

J.P. Morgan Team			Table of Contents	Page
Todd Adelstein	Banker	561/995-5053	Account Summary	2
Christopher Prindle	Investment Specialist	561/838-4669	Holdings	
John Hawkins Jr	Client Service Team	800/576-0938	Equity	4
Stephen Porter	Client Service Team		Cash & Fixed Income	6
Brian Lutter	Client Service Team		Portfolio Activity	8
Online access	www.jpmorganonline.com			

Please see disclosures located at the end of this statement package for important information relating to each J.P.Morgan account(s).

CUR 000539

J.P.Morgan

0000003047.15.0.15.00001.S021481.20140702

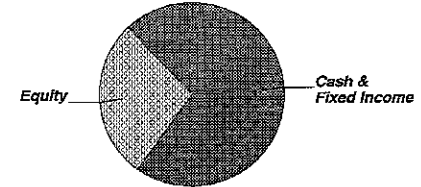


EST OF SIMON BERNSTEIN INHERITED IRA ACCT. M55828004
For the Period 6/1/14 to 6/30/14

Account Summary

Asset Allocation	Beginning Market Value	Ending Market Value	Change In Value	Estimated Annual Income	Current Allocation
Equity	0.00	49,420.65	49,420.65	549.34	28%
Cash & Fixed Income	0.00	124,504.06	124,504.06	4,943.87	72%
Market Value	\$0.00	\$173,924.71	\$173,924.71	\$5,493.21	100%

Asset Allocation



Portfolio Activity	Current Period Value	Year-to-Date Value
Beginning Market Value	0.00	0.00
Contributions	14,754.88	14,754.88
Withdrawals & Fees	(9,754.88)	(9,754.88)
Securities Transferred In	534,873.60	534,873.60
Securities Transferred Out	(364,510.64)	(364,510.64)
Net Contributions/Withdrawals	\$175,362.96	\$175,362.96
Income & Distributions	246.60	246.60
Change In Investment Value	(1,684.85)	(1,684.85)
Ending Market Value	\$173,924.71	\$173,924.71

Tax Summary	Current Period Value	Year-to-Date Value
Domestic Dividends/Distributions	246.60	246.60
Taxable Income	\$246.60	\$246.60

	To-Date Value
Unrealized Gain/Loss	\$8,466.22

CUR 000540

J.P.Morgan



EST OF SIMON BERNSTEIN INHERITED IRA ACCT. M55828004
For the Period 6/1/14 to 6/30/14

Account Summary CONTINUED

Cost Summary	Cost
Equity	40,954.43
Cash & Fixed Income	15,949.58
Total	\$56,904.01

CUR 000541

J.P.Morgan

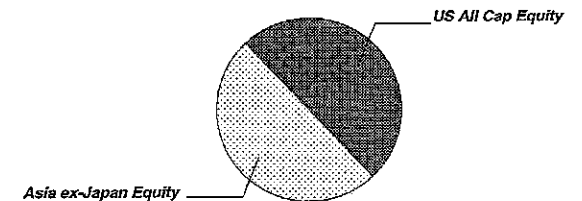


EST OF SIMON BERNSTEIN INHERITED IRA ACCT. M55828004
For the Period 6/1/14 to 6/30/14

Equity Summary

Asset Categories	Beginning Market Value	Ending Market Value	Change In Value	Current Allocation
US All Cap Equity	0.00	24,994.06	24,994.06	14%
Asia ex-Japan Equity	0.00	24,426.59	24,426.59	14%
Total Value	\$0.00	\$49,420.65	\$49,420.65	28%

Asset Categories



Market Value/Cost	Current Period Value
Market Value	49,420.65
Tax Cost	40,954.43
Unrealized Gain/Loss	8,466.22
Estimated Annual Income	549.34
Yield	1.11 %

Equity as a percentage of your portfolio - 28 %

Equity Detail

	Price	Quantity	Value	Adjusted Tax Cost Original Cost	Unrealized Gain/Loss	Est. Annual Inc. Accrued Div.	Yield
US All Cap Equity							
GATEWAY FUND-A 367829-20-7 GATE X	29.48	847.831	24,994.06	20,049.95	4,944.11	339.13	1.36 %

CUR 000542



EST OF SIMON BERNSTEIN INHERITED IRA ACCT. M55828004
For the Period 6/1/14 to 6/30/14

	Price	Quantity	Value	<u>Adjusted Tax Cost</u> <u>Original Cost</u>	Unrealized Gain/Loss	<u>Est. Annual Inc.</u> <u>Accrued Div.</u>	Yield
Asia ex-Japan Equity							
T ROWE PRICE NEW ASIA 77956H-50-0 PRAS X	17.43	1,401.411	24,426.59	20,904.48	3,522.11	210.21	0.86%

CUR 000543

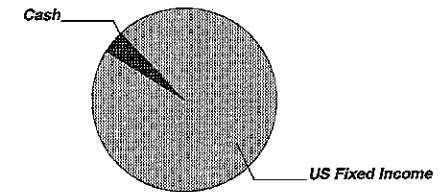


EST OF SIMON BERNSTEIN INHERITED IRA ACCT. M55828004
For the Period 6/1/14 to 6/30/14

Cash & Fixed Income Summary

Asset Categories	Beginning Market Value	Ending Market Value	Change In Value	Current Allocation
Cash	0.00	5,246.60	5,246.60	3%
US Fixed Income	0.00	119,257.46	119,257.46	69%
Total Value	\$0.00	\$124,504.06	\$124,504.06	72%

Asset Categories



Market Value/Cost	Current Period Value
Market Value	124,504.06
Tax Cost	15,949.58
Estimated Annual Income	4,943.87
Yield	3.97%

SUMMARY BY MATURITY

Cash & Fixed Income	Market Value	% of Bond Portfolio
0-6 months ¹	124,504.06	100%

¹ The years indicate the number of years until the bond is scheduled to mature based on the statement end date. Some bonds may be called, or paid in full, before their stated maturity.

SUMMARY BY TYPE

Cash & Fixed Income as a percentage of your portfolio - 72 %

Cash & Fixed Income	Market Value	% of Bond Portfolio
Cash	5,246.60	4%
Mutual Funds	119,257.46	96%
Total Value	\$124,504.06	100%

CUR 000544



EST OF SIMON BERNSTEIN INHERITED IRA ACCT. M55828004
For the Period 6/1/14 to 6/30/14

Note: ¹ This is the Annual Percentage Yield (APY) which is the rate earned if balances remain on deposit for a full year with compounding, there is no change in the interest rate and all interest is left in the account.

** Unrealized Gain/Loss is shown as "N/A" in cases where we do not have appropriate cost information for all tax lots comprising the position. Please contact your J.P. Morgan team for additional information.

Cash & Fixed Income Detail

	Price	Quantity	Value	Adjusted Tax Cost Original Cost	Unrealized Gain/Loss	Est. Annual Income Accrued Interest	Yield
Cash							
US DOLLAR	1.00	5,246.60	5,246.60	5,246.60		0.52	0.01% ¹
US Fixed Income							
LOOMIS SAYLES FDS I BOND FD RETAIL 543495-83-2	15.85	7,524.13	119,257.46	10,702.98 **	N/A	4,943.35	4.15%

CUR 000545



EST OF SIMON BERNSTEIN INHERITED IRA ACCT. M55828004
For the Period 6/1/14 to 6/30/14

Portfolio Activity Summary

Transactions	Current Period Value	Year-To-Date Value*
Beginning Cash Balance	0.00	--
INFLOWS		
Income	246.60	246.60
Contributions	14,754.88	14,754.88
Total Inflows	\$15,001.48	\$15,001.48
OUTFLOWS **		
Withdrawals	(9,754.88)	(9,754.88)
Total Outflows	(\$9,754.88)	(\$9,754.88)
Ending Cash Balance	\$5,246.60	--

Securities Transferred In/Out	Current Period Value	Year-To-Date Value*
Securities Transferred In	534,873.60	534,873.60
Securities Transferred Out	(364,510.64)	(364,510.64)

* Year to date information is calculated on a calendar year basis.

** Your account's standing instructions use a HIGH COST method for relieving assets from your position



EST OF SIMON BERNSTEIN INHERITED IRA ACCT. M55828004
For the Period 6/1/14 to 6/30/14

Portfolio Activity Detail

INFLOWS & OUTFLOWS

Settle Date	Type Selection Method	Description	Quantity Cost	Per Unit Amount	Amount
Income					
6/30	Div Domestic	MORGAN STANLEY TECHNOLOGY ETF @ 0.322615 PER SHARE (ID: 78464A-10-2)	477.000	0.323	153.89
6/30	Div Domestic	SECTOR SPDR TRUST S/B/I-ENERGY @ 0.46353 PER SHARE (ID: 81369Y-50-6)	200.000	0.464	92.71
Total Income					\$246.60
Contributions					
6/23	IRA Cash Transfer	ASSET TRANSFER FROM A/C W32585007			14,754.88
Withdrawals					
6/25	IRA Cash Transfer	ASSET TRANSFER TO A/C W32585007			(9,754.88)

CUR 000547



EST OF SIMON BERNSTEIN INHERITED IRA ACCT. M55828004
For the Period 6/1/14 to 6/30/14

SECURITIES TRANSFERRED IN/OUT

Notes: * Transaction Market Value is representative of the prior trading day's market value. This is for informational purposes only and is not to be used for any financial or tax purposes. The Transaction Market Value shown is in USD.

Settle Date	Type Selection Method	Description	Quantity Cost	Transaction Market Value *
Securities Transferred In				
6/23	IRA NonCashTransfr	ISHARES SILVER TRUST ASSET TRANSFER FROM A/C W32585007 (ID: 46428Q-10-9)	1,289.000 14,574.94	25,818.67
6/23	IRA NonCashTransfr	ISHARES DJ SELECT DIVIDEND INDEX FUND ASSET TRANSFER FROM A/C W32585007 (ID: 464287-16-8)	913.000 32,299.02	70,702.72
6/23	IRA NonCashTransfr	ISHARES IBOX \$ INVESTMENT GRADE CORPORATE BOND FUND ASSET TRANSFER FROM A/C W32585007 (ID: 464287-24-2)	118.000 11,684.92	13,990.08
6/23	IRA NonCashTransfr	1 SHARES S&P LATIN AMERICAN 40 INDEX FUND ASSET TRANSFER FROM A/C W32585007 (ID: 464287-39-0)	463.000 12,587.31	18,121.82
6/23	IRA NonCashTransfr	ISHARES RUSSELL 1000 VALUE INDEX FUND ASSET TRANSFER FROM A/C W32585007 (ID: 464287-59-8)	585.000 27,138.89	59,500.35
6/23	IRA NonCashTransfr	ISHARES CORE U.S. GROWTH ETF ASSET TRANSFER FROM A/C W32585007 (ID: 464287-61-4)	806.000 32,403.66	73,031.66
6/23	IRA NonCashTransfr	MORGAN STANLEY TECHNOLOGY ETF ASSET TRANSFER FROM A/C W32585007 (ID: 78464A-10-2)	477.000 17,877.74	45,286.38
6/23	IRA NonCashTransfr	SECTOR SPDR TRUST S/B/I-ENERGY ASSET TRANSFER FROM A/C W32585007 (ID: 81369Y-50-6)	200.000 15,219.74	20,186.00
6/23	IRA NonCashTransfr	VANGUARD HEALTH CARE ETF ASSET TRANSFER FROM A/C W32585007 (ID: 92204A-50-4)	361.000 16,876.22	40,247.89
6/26	IRA NonCashTransfr	GATEWAY FUND-A ASSET TRANSFER FROM A/C W32585007 AS OF 06/25/14 (ID: 367829-20-7)	844.986 19,983.06	24,884.84
6/26	IRA NonCashTransfr	LOOMIS SAYLES FDS I BOND FD RETAIL ASSET TRANSFER FROM A/C W32585007 AS OF 06/25/14 (ID: 543495-83-2)	7,503.169 10,702.98	118,625.10

CUR 000548



EST OF SIMON BERNSTEIN INHERITED IRA ACCT. M55828004
For the Period 6/1/14 to 6/30/14

Notes: * Transaction Market Value is representative of the prior trading day's market value. This is for informational purposes only and is not to be used for any financial or tax purposes. The Transaction Market Value shown is in USD.

Settle Date	Type Selection Method	Description	Quantity Cost	Transaction Market Value *
Securities Transferred In				
6/26	IRA NonCashTransfr	T ROWE PRICE NEW ASIA ASSET TRANSFER FROM A/C W32585007 AS OF 06/25/14 (ID: 77956H-50-0)	1,401.411 20,904.48	24,062.23
6/30	Receipt of Assets	GATEWAY FUND-A ASSET TRANSFER FROM A/C W32585-0 JPMCBNA ACF S BERNSTEIN-DEC'D IRA RO AS OF 06/26/14 (ID: 367829-20-7)	2.845 66.89	83.84
6/30	Receipt of Assets	LOOMIS SAYLES FDS I BOND FD RETAIL ASSET TRANSFER FROM A/C W32585-0 JPMCBNA ACF S BERNSTEIN-DEC'D IRA RO AS OF 06/26/14 (ID: 543495-83-2)	20.961 0.00	332.02
Total Securities Transferred In				\$534,873.60
Securities Transferred Out				
6/25	IRA NonCashTransfr	ISHARES SILVER TRUST ASSET TRANSFER TO A/C W32585007 (ID: 46428Q-10-9)	(1,289.000) 14,574.94	(25,883.12)
6/25	IRA NonCashTransfr	ISHARES DJ SELECT DIVIDEND INDEX FUND ASSET TRANSFER TO A/C W32585007 (ID: 464287-16-8)	(913.000) 32,299.02	(69,853.63)
6/25	IRA NonCashTransfr	ISHARES IBOXX \$ INVESTMENT GRADE CORPORATE BOND FUND ASSET TRANSFER TO A/C W32585007 (ID: 464287-24-2)	(118.000) 11,684.92	(14,047.90)
6/25	IRA NonCashTransfr	I SHARES S&P LATIN AMERICAN 40 INDEX FUND ASSET TRANSFER TO A/C W32585007 (ID: 464287-39-0)	(463.000) 12,587.31	(17,876.43)
6/25	IRA NonCashTransfr	ISHARES RUSSELL 1000 VALUE INDEX FUND ASSET TRANSFER TO A/C W32585007 (ID: 464287-59-8)	(585.000) 27,138.89	(59,049.90)
6/25	IRA NonCashTransfr	ISHARES CORE U.S. GROWTH ETF ASSET TRANSFER TO A/C W32585007 (ID: 464287-61-4)	(806.000) 32,403.66	(72,604.48)

CUR 000549



EST OF SIMON BERNSTEIN INHERITED IRA ACCT. M55828004
For the Period 6/1/14 to 6/30/14

Notes: * Transaction Market Value is representative of the prior trading day's market value. This is for informational purposes only and is not to be used for any financial or tax purposes. The Transaction Market Value shown is in USD.

Settle Date	Type Selection Method	Description	Quantity Cost	Transaction Market Value *
Securities Transferred Out				
6/25	IRA NonCashTransfr	MORGAN STANLEY TECHNOLOGY ETF ASSET TRANSFER TO A/C W32585007 (ID: 78464A-10-2)	(477.000) 17,877.74	(45,310.23)
6/25	IRA NonCashTransfr	SECTOR SPDR TRUST S/B/I-ENERGY ASSET TRANSFER TO A/C W32585007 (ID: 81369Y-50-6)	(200.000) 15,219.74	(19,832.00)
6/25	IRA NonCashTransfr	VANGUARD HEALTH CARE ETF ASSET TRANSFER TO A/C W32585007 (ID: 92204A-50-4)	(361.000) 16,876.22	(40,052.95)
Total Securities Transferred Out				(\$364,510.64)

CUR 000550



For the Period 6/1/14 to 6/30/14

For your convenience we have combined statement(s) for activity you conduct through J.P. Morgan in one package. Below are important disclosures relating to these different accounts. These statements may relate to various account types. Some of the disclosures are applicable to all of your accounts. For ease of reference the disclosures applicable to a particular type of account have been grouped together by descriptive headers.

IMPORTANT GENERAL INFORMATION APPLICABLE TO ALL OF YOUR ACCOUNT(S)

Important Information about Pricing, Valuations, Estimated Annual Income, and Estimated Yield

Market value information (including without limitation, prices, exchange rates, accrued income and bond ratings) furnished herein, some of which has been provided by pricing sources that J.P. Morgan believes to be reliable, is not guaranteed for accuracy but provided for informational purposes and is furnished for the exclusive use of the client.

The current price is the value of the financial asset share, unit or contract as priced at the close of the market on the last day of the statement period or the last available price. All values provided for structured yield deposits (for example, JPMorgan London Time Deposits) reflect the original deposit amount only. The value for Real Estate, Mineral Interests and Miscellaneous Assets may not reflect the most current value of the asset.

Important information regarding Auction Rate Securities (ARS). ARS are debt or preferred securities with an interest or dividend rate reset periodically in an auction. Although there may be daily, weekly and monthly resets, there is no guarantee that there will be liquidity. If there are not enough bids at an auction to redeem the securities available for sale, the result may be a failed auction. In the event of a failed auction, there is no assurance that a secondary market will develop or that the security will trade at par or any other price reflected on statements and online. Accordingly, investors should not rely on pricing information appearing in their statements or online with respect to ARS. When J.P. Morgan is unable to obtain a price from an internal or outside source for a particular ARS, the price column on your statement will indicate "unpriced".

Valuations of over-the-counter derivative transactions, including certain derivatives-related deposit products, have been prepared on a mid-market basis. These valuations are sourced from the various issuers of the securities or they are sourced from a third party valuation provider. J.P. Morgan expressly disclaims any responsibility for (1) the accuracy of the models or estimates used in deriving the valuations, (2) any errors or omissions in computing or disseminating the valuations, and (3) any uses to which the valuations are put. Valuations are provided for information purposes only and are intended solely for your own use. Please refer to the trade confirmation for details of each transaction.

Certain assets, including but not limited to, pooled and private investments, non-publicly traded and infrequently traded securities, derivatives, partnership interests and tangible assets are generally illiquid, the value of such asset may have been provided to us by third parties who may or may not be independent of the issuer or manager. Such information is reflected as of the last date provided to us, and is not independently verified.

In cases where we are unable to obtain a current market value from an internal or outside source for a particular security, the price column on your statement will indicate "unpriced". Although such securities may have value, please note that the value of a security indicated as "unpriced" will not be included in your overall current market value as reflected on the statement.

J.P. Morgan makes no representation, warranty or guarantee, express or implied, that any quoted value represents the actual terms at which securities could be bought or sold or new transactions could be entered into, or the actual terms on which existing transactions or securities could be liquidated. Such values may only be indicative.

When we are unable to obtain a current value from an internal or outside source for a particular security, the price column on your statement will indicate "unpriced".

If a partial call is made with respect to an issue of securities included in your Accounts we will allocate the call by a method we deem fair and equitable.

To the extent applicable, please note the following regarding estimated annual income (EAI) and estimated yield (EY): EAI and EY for certain types of securities could include a return of principal or capital gains in which case the EAI and EY would be overstated. EAI and EY are estimates and the actual income and yield might be lower or higher than the estimated amounts. EY reflects only the income generated by an investment. It does not reflect changes in its price, which may fluctuate.

CUR 000551
Offshore Deposits - London and Nassau



For the Period 6/1/14 to 6/30/14

Deposits in Foreign Branches are not insured by the FDIC or any other Agency of the Federal Government; amounts in such foreign accounts do not have the benefit of any domestic preference applicable to U.S Banks; certain Foreign accounts are considered reportable to the Internal Revenue Service on a Report of Foreign Bank and Financial Accounts (TD F 90-22.1).

Bank products and services are offered through JPMorgan Chase Bank, N.A. ("JPMCB") and its banking affiliates. Securities are offered by J.P.Morgan Securities LLC ("JPMS") and, to the extent noted below, cleared through J.P. Morgan Clearing Corp. ("JPMCC").

Neither JPMS, nor JPMCC is a bank and are each separate legal entities from its bank or thrift affiliates.

Investment Products: Not FDIC Insured -No Bank Guarantee -May Lose Value

Fund manager disclosure information available upon request

If you have an investment account that is managed by an SEC-Registered Investment Advisor, J.P. Morgan will provide a copy of the advisor's Form ADV II or brochure upon written request.

These statements are not official documents for income tax reporting purposes and should not be relied upon for such purposes, including determination of income, cost basis, amortization or accretion, or gain/loss. Such information, which may be inaccurate, incomplete or subject to updating, should be confirmed with your records and your tax advisor.

Please take the steps indicated below if you think statement(s) are incorrect or contact your J.P.Morgan team if you require additional information about a transaction on your statement(s).

IMPORTANT ADDITIONAL INFORMATION APPLICABLE ONLY TO YOUR ASSET ACCOUNT(S) (LINKED TO JPMS)

Your Asset Account consists of a bank account that custodies assets linked to a brokerage account through which securities transactions are executed. As a result, the Asset Account statement(s) reflect brokerage transactions executed through JPMS but (except for exchange listed options) held in custody at JPMCB. Securities purchased or sold through JPMS in U.S. markets (other than mutual funds) are cleared through an affiliate of JPMS, in non-U.S. markets securities are cleared through JPMS. Positions in exchange-listed options are held by JPMCC. For your convenience, however, positions in exchange-listed options are presented in Asset Account statement(s) together with other assets held in such account(s). All pertinent information about your settled and pending purchases and sales effected through your JPMS account during the period covered by these statement(s), is summarized in the "Trade Activity" portion of the statement(s).

In Case of Other Errors or Questions About Your Asset Account Statement(s)

Please review your statement(s) and promptly report any inaccuracy or discrepancy including possible unauthorized trading activity, unrecorded dividend payments, unaccounted cash positions, improper payments or transfers in writing to both the introducing broker, JPMS and the clearing firm, JPMCC at the addresses shown on your statement(s). Any oral communication should be re-confirmed in writing to further protect your rights, including your rights under the Securities Investor Protection Act (SIPA). If you have any questions please contact your J.P.Morgan team.

In your written communication, please provide the following information: (1) your name and account number; (2) the dollar amount of the suspected error; and (3) a description of the error and explanation, if you can, why you believe there is an error. If you need more information, you must describe the item you are unsure about. We must receive your written communication no later than 30 days after the statement on which the error or problem appeared is sent or made available. If you do not so notify us, you agree that the statement activity and account balance(s) are correct.

JPMS and JPMS are members of the Securities Investor Protection Corp ("SIPC"), a not-for-profit membership corporation funded by broker-dealers registered with the Securities and Exchange Commission. Securities and cash held for a customer at JPMCC are protected by SIPC up to \$500,000 per customer, which includes up to \$250,000 of protection for cash. SIPC does not protect against losses from fluctuations in the value of the securities. Assets held in custody by JPMCB are not subject to SIPC. You may obtain information about SIPC, including the SIPC Brochure, on their website, at "www.sipc.org" or by contacting them at (202) 371-8300.

In Case of Errors or Questions About Your Electronic Transfers.

UR 000562



For the Period 6/1/14 to 6/30/14

Contact your J.P. Morgan Team at one of the telephone numbers on the front of your statements or write us at J.P. Morgan, 500 Stanton Christiana Road, 1/OPSS, Newark, DE 19713-2107 as soon as you can, if you think your statement is wrong or if you need more information about a transfer on the statement. We must hear from you no later than 60 days after we sent you the FIRST statement on which the error or problem appeared. (1) Tell us your name and account number. (2) Describe the error or the transfer you are unsure about, and explain as clearly as you can why you believe it is an error or why you need more information. (3) Tell us the dollar amount of the suspected error. We will investigate your complaint and will correct any error promptly. If we take more than 10 business days (or 20 business days for new accounts) to do this, we will credit your account for the amount you think is in error, so that you will have the use of the money during the time it takes us to complete our investigation.

In Case of Errors or Questions About Non-Electronic Transfers (Checks or Deposits)

Contact JPMorgan Chase Bank, N.A. ("JPMCB") Member FDIC immediately if a statement is incorrect or if you need more information about any non-electronic transactions (checks or deposits) on this statement. If any such error appears, you must notify the bank in writing as soon as possible after your statement was made available to you. For more complete details, see the applicable account agreements and appendices that govern your account.

Deposit products and services are offered by JPMCB Member FDIC.

You must promptly advise your J.P.Morgan representative of material changes in your investment objectives or financial situation or if you wish to modify the management of your account. Unless you inform otherwise, your J.P.Morgan representative will consider the information currently in its files to be complete and accurate.

With reference to JPMS and JPMCC: A financial statement of this organization is available to you for personal inspection at its offices, or a copy will be mailed to you upon written request.

You should have received (or have made available to you) separate confirmations for each securities transaction. All transactions are subject to the terms and conditions stated on the reverse side of such confirmations and are subject to the constitution, by-laws, customs and interpretations of the marketplace where executed and governed by and construed in accordance with the laws of the State of New York and all applicable federal laws and regulations. Further information with respect to commissions and other charges related to the execution of transactions, including options transactions, has been included in confirmations that were previously furnished or have made available to you. Upon written request, JPMS will promptly supply you with the latest information.

PRODUCT RELATED DISCLOSURE: THE JPMORGAN FUNDS OR THIRD PARTIES

Shares of the funds referenced above are not bank deposits and are not guaranteed by any bank, government entity, or the FDIC. Return and share price will fluctuate and redemption value may be more or less than original cost. While the money market funds seek to maintain a stable net asset value of \$1.00 per share, there is no assurance that they will continue to do so. The estimated annual income and dividend yield figures for mutual funds represent the funds' most recent income dividend annualized.

Prospectuses and other fund information for JPMorgan funds may be obtained by calling your J.P. Morgan team or JPMorgan Distribution Services, Inc. at (800) 480-4111. You also may view and order materials online for JPMorgan funds at www.jpmorganfunds.com.

J.P. Morgan affiliates may receive compensation from the JPMorgan funds for providing investment advisory services to the funds. J.P. Morgan affiliates may also provide administrative, custodial, sales, distribution, shareholder or other services to the JPMorgan Funds or funds established, sponsored, advised, or managed by third parties, and J.P. Morgan affiliates may be compensated for such services as allowed by applicable law. The distributor of the JPMorgan Funds is JPMorgan Distribution Services, Inc., which is an affiliate of JPMCB.

Assets may be reflected herein even though they may be held by a third party unaffiliated with J.P. Morgan. In such cases, unless J.P. Morgan otherwise agrees, J.P. Morgan has no responsibility for the verification, valuation, safekeeping or management of those assets.

CUR 000553

J.P.Morgan

